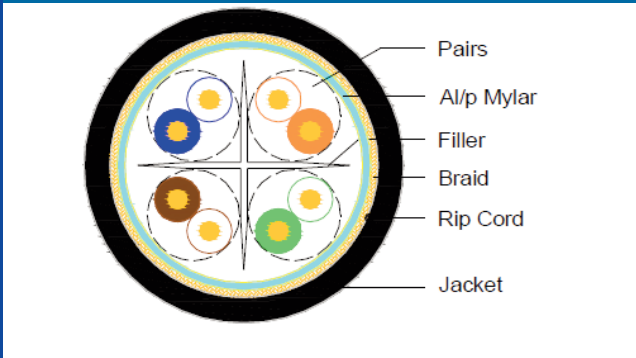


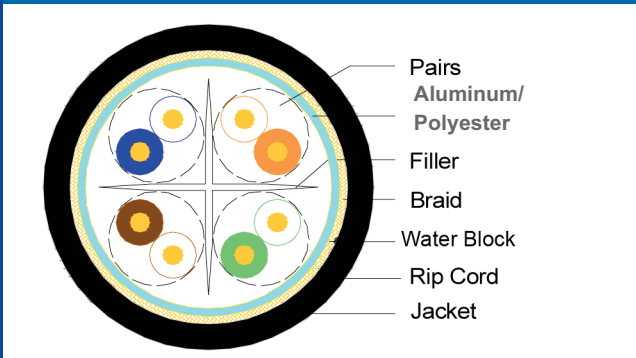
TCAT-6 & TCAT-6-DB Cables & Assemblies

- Outdoor rated & shielded
- TCAT-6-DB (direct burial) - 31871
- TCAT-6 (outdoor rated) - 31872
- High coverage, tinned copper outer shield for grounding
- > 90 dB RF shielding
- Ripcord for easy jacket stripping
- Black PE jacket for excellent weather resistance
- Various length assemblies available with TCAT-RJ-45 connectors

Cross Section TCAT-6



Cross Section TCAT-6-DB




TCAT-6 & TCAT-6-DB Cables and Assemblies

- TCAT-6-XXXF-RJ (outdoor rated)
 - TCAT-6-XXXM-RJ (outdoor rated)
 - TCAT-6-DB-XXXF-RJ (direct burial)
 - TCAT-6-DB-XXXM-RJ (direct burial)
- Note: XXXF stands for cable length in feet
XXXM stands for cable length in meters
DB stands for direct burial

Cable Type: Cat 6 SFTP LAN Cable 4 Pairs 23AWG

1) Conductor:	
Material:	Solid Bare Copper
Wire Gage:	23AWG
2) Insulation:	
Material:	HDPE
Dia.(+/-0.05mm):	1.10 mm
3) Color Code:	
	White/Blue & Blue
	White/Orange & Orange
	White/Green & Green
	White/Brown & Brown
4) Cabling:	
Order of the Pair:	See the Cross Section
Shielding:	Aluminum/Polyester
Braiding:	Tinned Copper 90% Coverage
Water Blocking:	Flooded Braid (on DB version only)
Bend Radius	3" min
5) Outer Sheath:	
Material:	Black LDPE
Thickness(+/-0.04mm):	0.7
Dia.(+/-0.4mm):	8.0



TCAT-RJ-45-25 (supplied in 25pc package)



GK-TCAT (grounding kit for TCAT-6)

Electrical Characteristics (20°C)

Reference Standard: TIA/EIA-568-C.2

Test Item	Units	Spec
1. Max.Conductor DC Resistance	Ω/km	93.8
2. Max.Unbalance of Pair DC Resistance	%	2.5
3. Dielectric Strength between Pairs	kV/min	DC1.0
4. Min.Insulation Resistance	MΩ·km	5000
5. Max.Pair Mutual Capacitance	nF/100m	5.6
6. Max.Pair Capacitance Unbalance	pF/100m	330
7. Impedance(1 to 250MHz)	Ω	100±15

Frequency (MHz)	Min.RL (dB)	Max.IL (dB/100m)	Min.NEXT (dB)	Min.PSNEXT (dB)
1	20.0	2.0	74.3	72.3
4	23.0	3.8	65.3	63.3
8	24.5	5.3	60.8	58.8
10	25.0	6.0	59.3	57.3
16	25.0	7.6	56.2	54.2
20	25.0	8.5	54.8	52.8
25	24.3	9.5	53.3	51.3
31.25	23.6	10.7	51.9	49.9
62.5	21.5	15.4	47.4	45.4
100	20.1	19.8	44.3	42.3
200	18.0	29.0	39.8	37.8
250	17.3	32.8	38.3	36.3

Frequency (MHz)	Min.EXFEXT (dB)	Min.PSELFEXT (dB)	Max.Delay (ns/100m)	Max.Delay skew(ns/100m)
1	67.8	64.8	570	45
4	55.8	52.8	552	45
8	49.7	46.7	547	45
10	47.8	44.8	545	45
16	43.7	40.7	543	45
20	41.8	38.8	542	45
25	39.8	36.8	541	45
31.25	37.9	34.9	540	45
62.5	31.9	28.9	539	45
100	27.8	24.8	538	45
200	21.8	18.8	537	45
250	19.8	16.8	536	45



World Headquarters: 358 Hall Avenue, Wallingford, CT 06492 • Tel: 203-949-8400, 1-800-867-2629 • Fax: 203-949-8423

International Sales: +1 203-949-8503 • +1 800-867-2629

China Sales: No. 318 Yuan Shan Road, Shanghai 201108 China • Tel: 86-21-51761234 • Fax: 86-21-64424098

www.timesmicrowave.com

© 2015, Times Microwave Systems, Wallingford, CT 06492

TCAT - 09/16