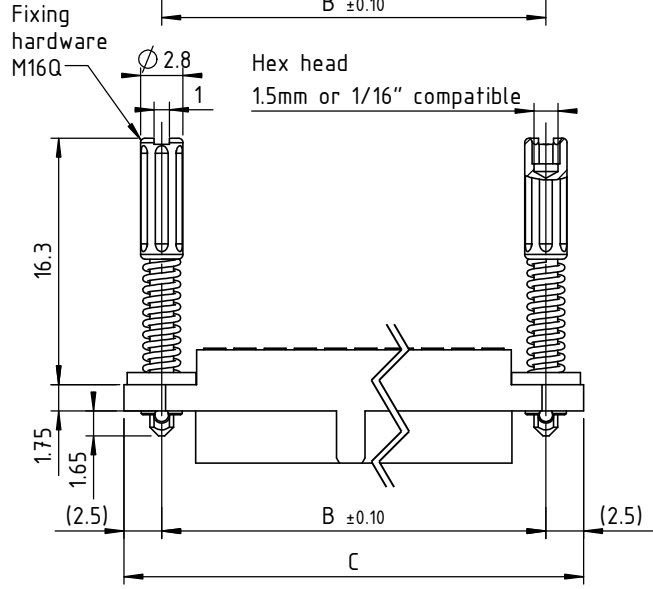
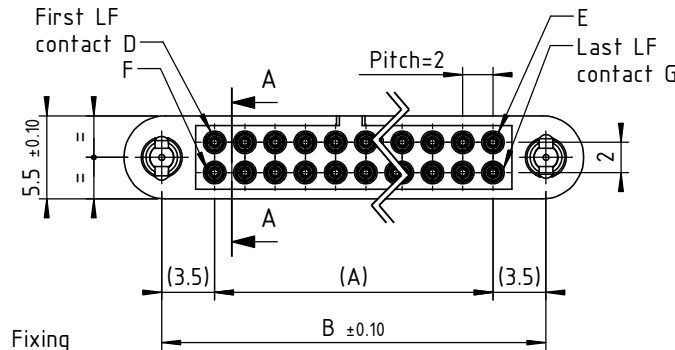

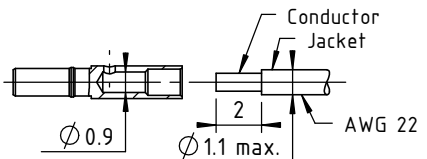


CUT A-A



LF contact C13064-P type "C" to crimp or to solder scale : 3:1



3D view scale : 1.5:1

**TECHNICALS FEATURES**

**MATERIAL**

**INSULATOR** : Special PPS (Polyphenylene Sulfide Fiberglass filled thermoplastic) UL 94-V0

- Radiation resistance
- No humidity absorption
- Oxygen free

Note : PPS characteristics are recognized for space applications

**CRIMPING SIGNAL CONTACTS :**

- Female :**
- **Body** : Copper alloy / Ni + Au 0.2μ
  - **Socket body** : Beryllium copper / Ni + Au 1.25μ

**FIXING HARDWARE :**

- **Jackscrew** : Stainless steel

**ELECTRICAL for LF Contacts**

- **All contacts** : 3 A max. @ 25°C  
2.2 A max. @ 85°C
- **Working voltage (sea level)** : Tested at 800 V DC
- **Proof voltage** : Tested at 1200 V DC
- **Contact resistance (initially)** : max. 10 mΩ
- **Insulation resistance** : 1000 MΩ min

**MECHANICAL for LF Contacts**

- **Mechanical operations** : 500 cycles min.
- **Contact insertion and withdrawal force** : 2 N max. / 0.2 N min.
- **Contact retention in insulator** : 10 N min.
- **Contact replacement in insulator** : 3 cycles

**ENVIRONMENTAL**

- **Temperature range** : From -60°C to +260°C
- **Vibration severity** : 0.75mm, 15 g RMS 6 hours long random with superimposed sinusoid. No intermittencies measured when using an H.S.L.I. (High Speed Logic Interrupt) detector with a trip threshold of 1 μs.
- **Shock severity** : 100g for 6 ms
- **Solvent resistance** : HcFc 141 bMGX (ATOCHEM) solvent
- **Salt spray test** : 96 hrs
- **Humidity test** : 56 days @ 90% Humidity

Marking as referenced in the CMM catalogue pages 12 & 13

CONNECTOR SERIES 220 FEMALE								
LF contacts number nn	Distance in mm between axes			Length in mm	LF contacts reference mark number			
	A	B	C		D	E	F	G
04	2	9	14	1	2	3	4	
06	4	11	16	1	3	4	6	
08	6	13	18	1	4	5	8	
10	8	15	20	1	5	6	10	
12	10	17	22	1	6	7	12	
14	12	19	24	1	7	8	14	
16	14	21	26	1	8	9	16	
18	16	23	28	1	9	10	18	
20	18	25	30	1	10	11	20	
22	20	27	32	1	11	12	22	
24	22	29	34	1	12	13	24	
26	24	31	36	1	13	14	26	
28	26	33	38	1	14	15	28	
30	28	35	40	1	15	16	30	
32	30	37	42	1	16	17	32	
34	32	39	44	1	17	18	34	
36	34	41	46	1	18	19	36	
38	36	43	48	1	19	20	38	
40	38	45	50	1	20	21	40	
42	40	47	52	1	21	22	42	
44	42	49	54	1	22	23	44	
46	44	51	56	1	23	24	46	
48	46	53	58	1	24	25	48	
50	48	55	60	1	25	26	50	
52	50	57	62	1	26	27	52	
54	52	59	64	1	27	28	54	
56	54	61	66	1	28	29	56	
58	56	63	68	1	29	30	58	
60	58	65	70	1	30	31	60	

Tools recommended for LF contacts	Crimping following cable instruction ICLF01	C12935
	LF contacts insertion & withdrawal tool	MH800
	Daniels MH800 hand crimp tool	C12929
	Positioner K1692 for Daniels MH800 tool	Position 6
	AWG22 crimp tool setting	

**nicomatic**  
[www.nicomatic.com](http://www.nicomatic.com)  
 Mail : [nicomatic@nicomatic.fr](mailto:nicomatic@nicomatic.fr)  
 Tel : +33 (0)4.50.36.13.85

2	14/08/15	A.Z.		C.B.
Iss	Date	Drawn	Checked	Approved
Item : Connector CMM220 female on cables AWG22, nn LF contacts, M16Q				

This document and drawings, sketches, and schematic drawings are the property of the NICOMATIC company, and no parts thereof may be reproduced and used without the written consent of the owner. Law dated 11.03.1902

Catalogue Reference : **222CnnM16Q**

	General tolerance ±0.2	Scale	Page /
--	------------------------	-------	--------