



Heatshrink solutions  
Insulate, identify and  
protect your wires and cables



# Shrink-Kon®

## To insulate and protect cables

ABB has you covered when it comes to insulation !

- Easy to use
- Heat shrinkable
- Heavy, medium and thin wall products

### Shrink-Kon® Thin Wall Tubing

Manufactured from crosslinked Polyolefin, these products are used to insulate bare Sta-Kon® and Color Keyed® connectors and splices. They also provide a degree of strain relief and may be used to harness wires. Available in cut pieces or reels.

Featured Products Include:

- Single wall non-lined 2:1 and 3:1 thin wall tubing
- 3:1 and 4:1 dual wall adhesive lined thin-wall PKG series provides excellent flexibility with environmental sealing capability
- Transparent heat shrink tubing for use on power connections and data connections
- Zero Halogen and flame retardant version for use in contained areas

### Shrink-Kon® Medium Wall Tubing

More flexible than heavy-wall products, with excellent resistance to impact and abrasion.

- Seals and protects cable splices and terminations
- Thermoplastic adhesive liner guarantees complete environmental protection and insulation

### Thick Wall Shrink-Kon® Heat-Shrinkable Insulators

When it comes to moisture-proofing connections and terminations, ABB's heat-shrinkable tubing, cable breakouts and end caps have proven themselves over years of service to the industry. Made of thermally stabilized cross-linked polyolefin, these heat-shrinkable insulators can be used over lead, steel, aluminum, copper, standard plastic, and elastomeric insulating materials.


ABB heat-shrinkable insulators are designed to be easy to use. They provide an appropriate level of insulation and abrasion protection.

### Thomas & Betts - A Member of the ABB Group

Since June 2012, Thomas & Betts (T&B) is a Member of the ABB Group. ABB is a leading power and automation technology group, active in more than 100 countries with about 150.000 employees worldwide.

With Thomas & Betts, this portfolio will now be completed with the following product lines and flagship brands:

- *Wire & Cable Management* - Ty-Rap® and Ty-Met® cable ties, Shrink-Kon® heat shrink, T&B Cabletray
- *Cable Protection Systems* - nylon & metallic incl. brands: PMA, Adaptaflex, Kopex, Harnessflex
- *Low Power Connection & Control* - Furse lightning & surge protection, Elastimold, Joslyn Hi-Voltage
- *Emergency lighting* - emergency lighting, battery systems incl. VanLien, Kaufel, Emergi-Lite brands
- *Hazardous location products* - DTS explosion proof light & boxes, Kopex-Ex conduits & fittings



# Table of Content















## Shrink-Kon® - Heat shrink technologies

### Shrink-Kon® - Heat Shrink Technologies

Selection guide	4
<b>Thin wall heat shrink tubing</b>	<b>6</b>
Product reference structure	6
Type PLG - HSB boxes	7
Type PLG - flexible	7
Type PLG - pre-cut bags	10
Shrink-Kon® Set	11
Type CMP - dual listed	12
Type MLP - flexible for high specifications	14
Type GYS - flexible green and yellow	16
Type GYS - HSB boxes	17
Type PIG - very flexible for highly contoured components	18
Type PIG - HSB boxes	19
Type PKG - flexible for moist environments	20
Type PKG - HSB boxes	22
Type KYN - semi-rigid transparent	23
Type VIT - highly flexible, flame retardant	24
<b>Medium &amp; thick wall heat shrink tubing and tooling</b>	<b>25</b>
Type TBM - rated for 600V, 90°C continuous use	25
Type TBW - rated for 600V, 90°C continuous use	26
Low voltage kits up to 600V	27
Type TEB - cable breakouts	28
Type TEC - end caps	29
TBTA-ZH - self amalgamating tape	30
Hot Air Tool	31
Technical Information	32

# Selection guide

## Shrink-Kon® - Heat shrink technologies

Product type	General description	Typical application
 PLG/ PLG in HSB Boxes	Multipurpose tube in flexible polyolefin	General purpose, flexible heat shrink tubing for the protection, insulation and bundling of cables
 CMP	Multipurpose tube in flexible polyolefin-Dual listed	Typical applications are mechanical and electrical insulation, corrosion protection, bundling, mechanical protection and much more
 MLP	Multipurpose tube in flexible polyolefin-Dual listed	Typical applications are insulation, corrosion protection, component strain relief and connections in applications requiring the highest specifications (e.g. aeronautical and military)
 GYS/ GYS in HSB Boxes	Striped green and yellow, flexible polyolefin	For identifying and marking earthing connectors and cables
 PIG/ PIG in HSB Boxes	Very flexible polyolefin, high shrink ratio	For highly contoured components with large diameter variations. Green and yellow for earthing applications
 PKG/ PKG in HSB Boxes	Flexible polyolefin, High shrink ratio, adhesive bonds to plastics, rubber, neoprene, steel and polyethylene	Adhesive-lined heat shrink tubing ideal for a moisture-resistant insulation
 KYN	High specifications, semi-rigid Kynar®* heat shrink tubing with excellent mechanical and electrical insulation performance	Ideal for specific applications where mechanical and chemical protection are required. Enables see through inspections
 VIT	High flexibility Viton®** fluoroelastomer for enhanced protection in extreme electrical, chemical and thermal environments	Its specificity make it the product of choice for heavy-duty conditions e.g. sensors in vehicle engine compartments
 TBM	Medium heat shrink tubing ideal for the protection of cable joints and terminations in low voltage power applications	For a variety of low voltage applications where lighter weight and greater flexibility are important
 TBW	Thick wall heat shrink ideal for underground low voltage power applications and terminations	This heavy wall product provides maximum reliability for insulating and protecting cable joints
 VMS (Low voltage kits)	Medium and heavy wall cable jointing kit for polymeric insulated cables	Low voltage jointing applications
 TEB	Medium and heavy wall adhesive lined heat shrink cable breakouts	To insulate and seal low voltage cable
 TEC	Medium and heavy wall adhesive lined heat shrink end caps	To seal and protect cable-ends against the ingress of moisture and contamination
 TBTA-ZH (Self amalgamating tape)	Self-amalgamating tape which provides a thick insulating layer	Flawless electrical stability and for long term resistance to moisture penetration

\* Kynar® is a registered trademark of ATOFINA

\*\* Viton® is a registered trademark of DuPont de Nemours

\*\*\* except transparent version

Characteristics	Shrink ratio	Temperature range	Flame rating	Certification(s)
Single wall	2:1	-55°C to +135°C	Flame retardant***	
Single wall	2:1	-55°C to +135°C	Flame retardant***	UL, CSA
Single wall	2:1	-55°C to +135°C	Flame retardant***	UL, CSA, MIL
Single wall	2:1	-55°C to +135°C	Flame retardant	MIL
Single wall	3:1	-55°C to +135°C	Flame retardant***	MIL
Dual wall	3:1 and 4:1	-55°C to +110°C (outer jacket)	Flame retardant***	
Non polyolefin: crosslinked polyvinylidene fluoride (Kynar®*)	2:1	-55°C to +175°C	High flame retardancy	MIL
Non polyolefin: crosslinked fluoroelastomer (Viton®**)	2:1	-55°C to +220°C	High flame retardancy	MIL
Medium wall	3:1	-55°C to +110°C	Non Flame retardant	
Thick wall	3:1	-55°C to +110°C	Non Flame retardant	
Medium and thick wall	3:1	-55°C to +110°C	Non Flame retardant	
Medium and thick wall	>2:1	-55°C to +100°C	Non Flame retardant	
Medium and thick wall	>2:1	-55°C to +100°C	Non Flame retardant	
EPR based tape	1:3	-55°C to +105°C	Flame retardant	

# Product reference structure

## Shrink-Kon® - Thin wall heat shrink tubing

### Product Reference:

Expanded diameter as supplied in  
thousandths of an inch

XXXX

PLG

1000

0

A

#### Type of heat shrink

PLG = flexible  
 CMP = Dual listed  
 MLP = flexible for high specifications  
 GYS = flexible green and yellow  
 PIG = very flexible for highly contoured components  
 PKG = flexible for moist environments  
 KYN = semi-rigid transparent  
 VIT = highly flexible, flame retardant

#### Colour

0 = black (standard)  
 1 = brown  
 2 = red  
 3 = orange  
 4 = yellow  
 5 = green  
 6 = blue  
 7 = purple  
 8 = grey  
 9 = white  
 C = transparent  
 E = green / yellow

See product page for colour availability

#### Packaging type\*

A = 1,22 m cut lengths  
 B = reels  
 BG = reels  
 C = 0,6 m cut lengths  
 D = box  
 E = mini-reels

\* Not necessary for PLG-HSB boxes



# Type PLG - HSB boxes

## Shrink-Kon® - Thin wall heat shrink tubing

### Characteristics

- PLG heat shrink tubing in a compact, handy sized box used for electrical maintenance and repair
- Convenient amount of heat shrink, for small users
- Offered in 10 sizes to cover a heat shrink range from Ø 1.2 mm to Ø 25.4 mm
- Stackable boxes for easy storage
- Flexible, rapid shrinkage, non-melting for effective electrical insulation
- Flame retardant
- Available colours: see below (see page 6 for product reference structure)

### Technical Information

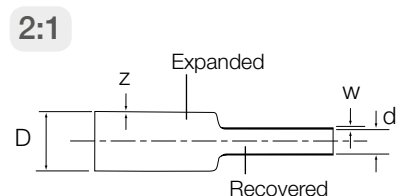
Wall thickness	Thin
Shrink ratio	2:1
Tube characteristics	Single wall
Temperature range	-55°C to +135°C
Shrinking temperature	+110°C
Material	Crosslinked polyolefin
IP rating	IP60
Standard colour	Black
Other properties	Silicone, Cadmium and Lead free Transparent version: Halogen free



Product Ref.	Expanded diameter		Fully recovered diameter	Wall thickness before shrinking	Wall thickness after shrinking	Length per box
	[inch]	D [mm]	d [mm]	z [mm]	w [mm]	
HSB46	3/64	1.2	0.6	0.20	0.4	12.0
HSB63	1/16	1.6	0.8	0.20	0.4	12.0
HSB93	3/32	2.4	1.2	0.25	0.5	11.5
HSB125	1/8	3.2	1.6	0.25	0.5	11.5
HSB187	3/16	4.8	2.4	0.25	0.5	9.5
HSB250	1/4	6.4	3.2	0.30	0.6	7.5
HSB375	3/8	9.5	4.8	0.30	0.6	6.5
HSB500	1/2	12.7	6.4	0.30	0.6	6.0
HSB750	3/4	19.0	9.5	0.40	0.6	5.0
HSB1000	1	25.4	12.7	0.45	0.9	3.3

For other colours add colour suffix to Product Reference:

1 = brown, 2 = red, 4 = yellow, 5 = green, 6 = blue, 8 = grey, 9 = white and C = transparent



# Type PLG - flexible

## Shrink-Kon® - Thin wall heat shrink tubing

### Characteristics

- Multi-purpose use for insulation, bundling, identification, strain relief and much more
- Heat shrink tubing with 15 nominal diameters to enclose components from Ø 1.2 mm to Ø 101.6 mm
- Flame retardant
- Flexible, rapid shrinkage, non melting for effective electrical insulation
- Available colours: see below (see page 6 for product reference structure)
- Special colours available on request

### Technical Information

Wall thickness	Thin
Shrink ratio	2:1
Tube characteristics	Single wall
Tube length	1.22 m
Temperature range	-55°C to +135°C
Shrinking temperature	+110°C
Material	Crosslinked polyolefin
IP rating	IP60
Standard colour	Black
Other properties	Silicone, Cadmium and Lead free Transparent version: Halogen free

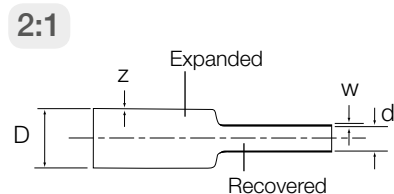



Product Ref.	Expanded diameter		Fully recovered diameter	Wall thickness before shrinking	Wall thickness after shrinking	Length per box [pieces 1.22m]
	[inch]	D [mm]	d [mm]	z [mm]	w [mm]	
PLG46-0-A	3/64	1.2	0.6	0.20	0.4	25
PLG63-0-A	1/16	1.6	0.8	0.20	0.4	25
PLG93-0-A	3/32	2.4	1.2	0.25	0.5	25
PLG125-0-A	1/8	3.2	1.6	0.25	0.5	25
PLG187-0-A	3/16	4.8	2.4	0.25	0.5	25
PLG250-0-A	1/4	6.4	3.2	0.30	0.6	25
PLG375-0-A	3/8	9.5	4.8	0.30	0.6	25
PLG500-0-A	1/2	12.7	6.4	0.40	0.6	25
PLG750-0-A	3/4	19.0	9.5	0.40	0.8	10
PLG1000-0-A	1	25.4	12.7	0.45	0.9	10
PLG1250-0-A	1 1/4	31.75	15.9	0.45	0.9	10
PLG1500-0-A	1 1/2	38.0	19.0	0.50	1.0	5
PLG2000-0-A	2	50.8	25.4	0.55	1.1	5
PLG3000-0-A	3	76.2	38.1	0.65	1.3	2
PLG4000-0-A	4	101.6	50.8	0.70	1.4	1

For other colours add colour suffix to Product Reference:

0 = black, 2 = red, 4 = yellow, 6 = blue, 9 = white and C = transparent

For brown (-1), green (-5) and grey (-8) please contact your Sales Office for availability.



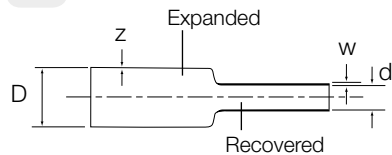


Product Ref.	Expanded diameter		Fully recovered diameter	Wall thickness before shrinking	Wall thickness after shrinking	Length per reel
	D [inch]	D [mm]	d [mm]	z [mm]	w [mm]	
PLG46-0-B*	3/64	1.2	0.6	0.20	0.4	300
PLG63-0-B*	1/16	1.6	0.8	0.20	0.4	300
PLG93-0-B*	3/32	2.4	1.2	0.25	0.5	300
PLG125-0-B*	1/8	3.2	1.6	0.25	0.5	300
PLG187-0-B*	3/16	4.8	2.4	0.25	0.5	300
PLG250-0-B*	1/4	6.4	3.2	0.30	0.6	300
PLG375-0-B*	3/8	9.5	4.8	0.30	0.6	150
PLG500-0-B*	1/2	12.7	6.4	0.40	0.6	100
PLG750-0-B*	3/4	19.0	9.5	0.40	0.8	50
PLG1000-0-B*	1	25.4	12.7	0.45	0.9	50
PLG1250-0-B*	1 1/4	31.75	15.9	0.45	0.9	50
PLG1500-0-B*	1 1/2	38.0	19.0	0.50	1.0	50
PLG2000-0-B*	2	50.8	25.4	0.55	1.1	50
PLG3000-0-B*	3	76.2	38.1	0.65	1.3	25
PLG4000-0-B*	4	101.6	50.8	0.70	1.4	25
PLG46-0-E	3/64	1.2	0.6	0.20	0.4	150
PLG63-0-E	1/16	1.6	0.8	0.20	0.4	150
PLG93-0-E	3/32	2.4	1.2	0.25	0.5	150
PLG125-0-E	1/8	3.2	1.6	0.25	0.5	150
PLG187-0-E	3/16	4.8	2.4	0.25	0.5	75
PLG250-0-E	1/4	6.4	3.2	0.30	0.6	75
PLG375-0-E	3/8	9.5	4.8	0.30	0.6	75
PLG500-0-E	1/2	12.7	6.4	0.40	0.8	50
PLG750-0-E	3/4	19.0	9.5	0.40	0.9	30
PLG1000-0-E	1	25.4	12.7	0.45	0.8	30
PLG1250-0-E	1 1/4	31.75	15.9	0.45	0.9	30
PLG1500-0-E	1 1/2	38.0	19.0	0.50	1.0	30
PLG2000-0-E	2	50.8	25.4	0.55	1.1	30

For other colours add colour suffix to Product Reference:  
 2 = red, 4 = yellow, 6 = blue, 9 = white and C = transparent  
 \* B-reels only available in black (-0)



2:1



# Type PLG - pre-cut bags

## Shrink-Kon® - Thin wall heat shrink tubing

### Characteristics

- The Shrink-Kon® Pre-cut packs of PLG heat shrink are available to replenish the Shrink-Kon® Set or for use on displays
- 9 different expanded diameters
- 6 different colours
- Packed in small quantities
- Flexible, rapid shrinkage, non-melting for effective electrical insulation
- Flame retardant
- Available colours: see below (see page 6 for product reference structure)
- Selling unit 1 bag - MOQ 10 bags

### Technical Information

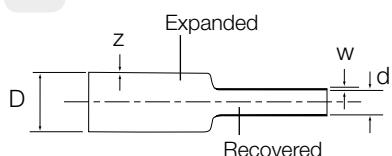
Wall thickness	Thin
Shrink ratio	2:1
Tube characteristics	Single wall
Temperature range	-55°C to +135°C
Shrinking temperature	+110°C
Material	Crosslinked polyolefin
IP rating	IP60
Other properties	Silicone, Cadmium and Lead free Transparent version: Halogen free



Product Ref.	Expanded diameter as supplied		Fully recovered diameter d [mm]	Wall thickness before shrinking z [mm]	Wall thickness after shrinking w [mm]	Colour	Length [cm]	Quantity [pieces/bag]
	D [inch]	D [mm]						
PLG63-0-5R	1/16	1.6	0.8	0.20	0.4	Black	5	50
PLG63-C-5R	1/16	1.6	0.8	0.20	0.4	Transparent	5	50
PLG93-0-5R	3/32	2.4	1.2	0.25	0.5	Black	5	50
PLG93-C-5R	3/32	2.4	1.2	0.25	0.5	Transparent	5	50
PLG125-9-10R	1/8	3.2	1.6	0.25	0.5	White	10	25
PLG125-4-10R	1/8	3.2	1.6	0.25	0.5	Yellow	10	25
PLG125-C-10R	1/8	3.2	1.6	0.25	0.5	Transparent	10	25
PLG125-0-10R	1/8	3.2	1.6	0.25	0.5	Black	10	25
PLG187-0-10R	3/16	4.8	2.4	0.25	0.5	Black	10	25
PLG187-6-5R	3/16	4.8	2.4	0.25	0.5	Blue	5	40
PLG187-4-5R	3/16	4.8	2.4	0.25	0.5	Yellow	5	40
PLG187-C-5R	3/16	4.8	2.4	0.25	0.5	Transparent	5	40
PLG250-6-10R	1/4	6.4	3.2	0.30	0.6	Blue	10	20
PLG250-0-10R	1/4	6.4	3.2	0.30	0.6	Black	10	20
PLG250-9-5R	1/4	6.4	3.2	0.30	0.6	White	5	40
PLG250-4-5R	1/4	6.4	3.2	0.30	0.6	Yellow	5	40
PLG375-0-10R	3/8	9.5	4.8	0.30	0.6	Black	10	15
PLG375-6-10R	3/8	9.5	4.8	0.30	0.6	Blue	10	15
PLG500-2-10R	1/2	12.7	6.4	0.40	0.6	Red	10	15
PLG500-0-18R	1/2	12.7	6.4	0.40	0.6	Black	18	8
PLG750-6-10R	3/4	19.1	9.5	0.40	0.8	Blue	10	10
PLG750-0-18R	3/4	19.1	9.5	0.40	0.8	Black	18	6
PLG1000-0-18R	1	25.4	12.7	0.45	0.9	Black	18	3

Other dimensions or colours available upon request.

2:1



# Shrink-Kon® Set

## Shrink-Kon® - Thin wall heat shrink tubing

### Characteristics

- A kit comprising PLG heat shrink with or without hot air tool in a handy carry case
- Maintenance and repair, research and development, small series manufacture and much more
- 9 different expanded diameters
- 6 different colours
- 23 types
- Flame retardant
- Case made from shock-resistant plastic
- All types available in refill packages
- **Product Ref.: SK-1400GTG** (with GR121)
- **Product Ref.: SK-1400GTG-UK** (with GR321)
- **Product Ref.: SK-1400G** (without hot air tool)

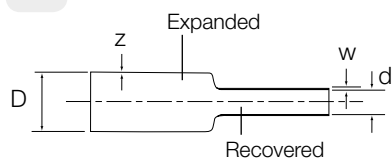
### Technical Information

Wall thickness	Thin
Shrink ratio	2:1
Tube characteristics	Single wall
Temperature range	-55°C to +135°C
Shrinking temperature	+110°C
Material	Crosslinked polyolefin
IP rating	IP60
Other properties	Silicone, Cadmium and Lead free Transparent version: Halogen free



Set contents Product Ref.	Expanded diameter as supplied		Fully recovered diameter d [mm]	Wall thickness before shrinking z [mm]	Wall thickness after shrinking w [mm]	Colour	Length [cm]	Quantity [pieces]
	D [inch]	D [mm]						
PLG63-0	1/16	1.6	0.8	0.20	0.4	Black	5	20
PLG63-C	1/16	1.6	0.8	0.20	0.4	Transparent	5	20
PLG93-C	3/32	2.4	1.2	0.25	0.5	Transparent	5	20
PLG93-0	3/32	2.4	1.2	0.25	0.5	Black	10	15
PLG125-C	1/8	3.2	1.6	0.25	0.5	Transparent	10	15
PLG125-4	1/8	3.2	1.6	0.25	0.5	Yellow	10	10
PLG125-9	1/8	3.2	1.6	0.25	0.5	White	10	10
PLG125-0	1/8	3.2	1.6	0.25	0.5	Black	10	12
PLG187-C	3/16	4.8	2.4	0.25	0.5	Transparent	5	10
PLG187-4	3/16	4.8	2.4	0.25	0.5	Yellow	5	10
PLG187-6	3/16	4.8	2.4	0.25	0.5	Blue	5	20
PLG187-0	3/16	4.8	2.4	0.25	0.5	Black	10	12
PLG250-4	1/4	6.4	3.2	0.30	0.6	Yellow	5	16
PLG250-6	1/4	6.4	3.2	0.30	0.6	Blue	10	12
PLG250-9	1/4	6.4	3.2	0.30	0.6	White	5	16
PLG250-0	1/4	6.4	3.2	0.30	0.6	Black	10	10
PLG375-6	3/8	9.5	4.8	0.30	0.6	Blue	10	10
PLG375-0	3/8	9.5	4.8	0.30	0.6	Black	18	4
PLG500-2	1/2	12.7	6.4	0.40	0.6	Red	10	6
PLG500-0	1/2	12.7	6.4	0.40	0.8	Black	18	4
PLG750-6	3/4	19.0	9.5	0.40	0.8	Blue	10	4
PLG750-0	3/4	19.0	9.5	0.40	0.8	Black	18	4
PLG1000-0	1	25.4	12.7	0.45	0.9	Black	18	3

2:1



# Type CMP - dual listed

## Shrink-Kon<sup>®</sup> - Thin wall heat shrink tubing



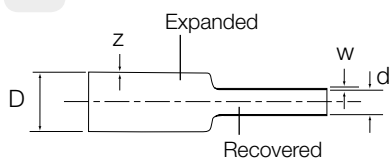
### Characteristics

- Typical applications are mechanical and electrical insulation, corrosion protection, bundling, mechanical protection and much more
- Internal diameters from 1.2 mm to 25,4 mm
- Flame retardant
- Flammability per UL 224
- The tubing is marked
- Available colours: see below (see page 6 for product reference structure)

### Technical Information

Wall thickness	Thin
Shrink ratio	2:1
Tube characteristics	Single wall
Tube length	1.22 m
Temperature range	-55°C to +135°C
Shrinking temperature	+110°C
Material	Crosslinked polyolefin
IP rating	IP60
Standard colour	Black
Other properties	Silicone, Cadmium and Lead free Transparent version: Halogen free

2:1



E79546



702106

\* Transparent version not UL recognized



Product Ref.	Expanded diameter		Fully recovered diameter	Wall thickness before shrinking	Wall thickness after shrinking	Length per box [pieces 1.22m]
	[inch]	D [mm]	d [mm]	z [mm]	w [mm]	
CMP46-0-A	3/64	1.2	0.6	0.20	0.4	25
CMP63-0-A	1/16	1.6	0.8	0.20	0.4	25
CMP93-0-A	3/32	2.4	1.2	0.25	0.5	25
CMP125-0-A	1/8	3.2	1.6	0.25	0.5	25
CMP187-0-A	3/16	4.8	2.4	0.25	0.5	25
CMP250-0-A	1/4	6.4	3.2	0.30	0.6	25
CMP375-0-A	3/8	9.5	4.8	0.30	0.6	25
CMP500-0-A	1/2	12.7	6.4	0.30	0.6	25
CMP750-0-A	3/4	19.0	9.5	0.40	0.8	10
CMP1000-0-A	1	25.4	12.7	0.45	0.9	10

For other colours add colour suffix to Product Reference:

0 = black, 2 = red, 4 = yellow, 6 = blue, 9 = white and C = transparent



Product Ref.	Expanded diameter		Fully recovered diameter	Wall thickness before shrinking	Wall thickness after shrinking	Length per reel [m]
	[inch]	D [mm]	d [mm]	z [mm]	w [mm]	
CMP46-0-BG*	3/64	1.2	0.6	0.20	0.4	300
CMP63-0-BG*	1/16	1.6	0.8	0.20	0.4	300
CMP93-0-BG*	3/32	2.4	1.2	0.25	0.5	300
CMP125-0-BG*	1/8	3.2	1.6	0.25	0.5	300
CMP187-0-BG*	3/16	4.8	2.4	0.25	0.5	300
CMP250-0-BG*	1/4	6.4	3.2	0.30	0.6	300
CMP375-0-BG*	3/8	9.5	4.8	0.30	0.6	150
CMP500-0-BG*	1/2	12.7	6.4	0.30	0.6	100
CMP750-0-BG*	3/4	19.1	9.5	0.40	0.8	50
CMP1000-0-BG*	1	25.4	12.7	0.45	0.9	50
CMP1500-0-BG*	1 1/2	38.0	19.0	0.50	1.0	50
CMP2000-0-BG*	2	50.8	25.4	0.55	1.1	50
CMP46-0-E	3/64	1.2	0.6	0.20	0.4	150
CMP63-0-E	1/16	1.6	0.8	0.20	0.4	150
CMP93-0-E	3/32	2.4	1.2	0.25	0.5	150
CMP125-0-E	1/8	3.2	1.6	0.25	0.5	150
CMP187-0-E	3/16	4.8	2.4	0.25	0.5	75
CMP250-0-E	1/4	6.4	3.2	0.30	0.6	75
CMP375-0-E	3/8	9.5	4.8	0.30	0.6	75
CMP500-0-E	1/2	12.7	6.4	0.30	0.6	50
CMP750-0-E	3/4	19.0	9.5	0.40	0.8	30
CMP1000-0-E	1	25.4	12.7	0.45	0.9	30
CMP1500-0-E	1 1/2	38.0	19.0	0.50	1.0	30
CMP2000-0-E	2	50.8	25.4	0.55	1.1	30

E-reels: for other colours add colour suffix to Product Reference:

0 = black, 1 = brown, 2 = red, 4 = yellow, 5 = green, 6 = blue, 8 = grey, 9 = white and C = transparent

\*BG-reels only available in black (-0)



# Type MLP - flexible for high specifications

## Shrink-Kon<sup>®</sup> - Thin wall heat shrink tubing



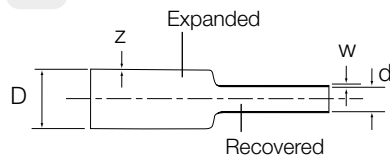
### Characteristics

- Typical applications are insulation, corrosion protection, component strain relief and connections in applications requiring the highest specifications (e.g. aeronautical and military applications)
- Internal diameters from 1.2 mm to 25.4 mm
- Dual Listed
- Meets MIL-DTL-23053/5 requirements, Class 1 and Class 2
- Weather UV-resistant
- Good chemical resistance
- Flame retardant
- Available colours: see below (see page 6 for product reference structure)

### Technical Information

Wall thickness	Thin
Shrink ratio	2:1
Tube characteristics	Single wall
Tube length	1.22 m
Temperature range	-55°C to +135°C
Shrinking temperature	+90°C
Material	Crosslinked polyolefin
IP rating	IP60
Standard colour	Black
Other properties	Silicone, Cadmium and Lead free Transparent version: Halogen free

2:1



E79546



702106





Product Ref.	Expanded diameter		Fully recovered diameter	Wall thickness before shrinking	Wall thickness after shrinking	Length per box
	D [inch]	D [mm]	d [mm]	z [mm]	w [mm]	
MLP46-0-A	3/64	1.2	0.6	0.20	0.4	25
MLP63-0-A	1/16	1.6	0.8	0.20	0.4	25
MLP93-0-A	3/32	2.4	1.2	0.25	0.5	25
MLP125-0-A	1/8	3.2	1.6	0.25	0.5	25
MLP187-0-A	3/16	4.8	2.4	0.25	0.5	25
MLP250-0-A	1/4	6.4	3.2	0.30	0.6	25
MLP375-0-A	3/8	9.5	4.8	0.30	0.6	25
MLP500-0-A	1/2	12.7	6.4	0.30	0.6	25
MLP750-0-A	3/4	19.0	9.5	0.40	0.8	10
MLP1000-0-A	1	25.4	12.7	0.45	0.9	10

For other colours add colour suffix to Product Reference:

0 = black, 2 = red, 4 = yellow, 6 = blue, 9 = white and C = transparent



Product Ref.	Expanded diameter		Fully recovered diameter	Wall thickness before shrinking	Wall thickness after shrinking	Length per reel
	D [inch]	D [mm]	d [mm]	z [mm]	w [mm]	
MLP46-0-BG*	3/64	1.2	0.6	0.20	0.4	300
MLP63-0-BG*	1/16	1.6	0.8	0.20	0.4	300
MLP93-0-BG*	3/32	2.4	1.2	0.25	0.5	300
MLP125-0-BG*	1/8	3.2	1.6	0.25	0.5	300
MLP187-0-BG*	3/16	4.8	2.4	0.25	0.5	300
MLP250-0-BG*	1/4	6.4	3.2	0.30	0.6	300
MLP375-0-BG*	3/8	9.5	4.8	0.30	0.6	150
MLP500-0-BG*	1/2	12.7	6.4	0.30	0.8	100
MLP750-0-BG*	3/4	19.0	9.5	0.40	0.8	50
MLP1000-0-BG*	1	25.4	12.7	0.45	0.9	50
MLP46-0-E	3/64	1.2	0.6	0.20	0.4	150
MLP63-0-E	1/16	1.6	0.8	0.20	0.4	150
MLP93-0-E	3/32	2.4	1.2	0.25	0.5	150
MLP125-0-E	1/8	3.2	1.6	0.25	0.5	150
MLP187-0-E	3/16	4.8	2.4	0.25	0.5	75
MLP250-0-E	1/4	6.4	3.2	0.30	0.6	75
MLP375-0-E	3/8	9.5	4.8	0.30	0.6	75
MLP500-0-E	1/2	12.7	6.4	0.30	0.8	50
MLP750-0-E	3/4	19.0	9.5	0.40	0.8	30
MLP1000-0-E	1	25.4	12.7	0.45	0.9	30

E-reels: for other colours add colour suffix to Product Reference:

0 = black, 2 = red, 4 = yellow, 6 = blue, 9 = white and C = transparent

\*BG-reels only available in black (-0)



# Type GYS - flexible green and yellow Shrink-Kon® - Thin wall heat shrink tubing

## Characteristics

- For identifying and marking earthing connectors and cables
- Mechanical and electrical insulation, corrosion protection
- Internal diameters from 3.2 mm to 25.4 mm
- Flame retardant
- Meets MIL-DTL-23053/5 requirements, Class 1 and Class 2 (see page 6 for product reference structure)

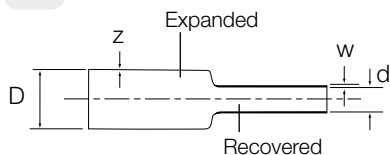
## Technical Information

Wall thickness	Thin
Shrink ratio	3:1
Tube characteristics	Single wall
When sold in cut lengths	
Tube length	1.22m
Temperature range	-55°C to +135°C
Shrinking temperature	+90°C
Material	Crosslinked polyolefin
IP rating	IP60
Standard colour	Green / Yellow striped
Other properties	Silicone, Cadmium and Lead free



Product Ref.	Expanded diameter		Fully recovered diameter	Wall thickness before shrinking	Wall thickness after shrinking	Length per mini-reef	Length per box
	D	d	d	z	w		
	[inch]	[mm]	[mm]	[mm]	[mm]	[m]	[pieces 1.22m]
GYS125-E-A	1/8	3.2	1	0.25	0.55	-	25
GYS187-E-A	3/16	4.8	1.5	0.25	0.60	-	25
GYS250-E-A	1/4	6.4	2	0.32	0.65	-	25
GYS375-E-A	3/8	9.5	3	0.32	0.75	-	25
GYS500-E-A	1/2	12.7	4	0.32	0.75	-	25
GYS750-E-A	3/4	19.0	6	0.38	0.85	-	10
GYS1000-E-A	1	25.4	8	0.45	1.00	-	10
GYS125-E-E	1/8	3.2	1	0.25	0.55	150	-
GYS187-E-E	3/16	4.8	1.5	0.25	0.60	75	-
GYS250-E-E	1/4	6.4	2	0.32	0.65	75	-
GYS375-E-E	3/8	9.5	3	0.32	0.75	75	-
GYS500-E-E	1/2	12.7	4	0.32	0.75	50	-
GYS750-E-E	3/4	19.0	6	0.38	0.85	30	-
GYS1000-E-E	1	25.4	8	0.45	1.00	30	-

3:1



# Type GYS - HSB boxes

## Shrink-Kon® - Thin wall heat shrink tubing

### Characteristics

- For identifying and marking earthing connectors and cables
- GYS heat shrink in a compact, handy sized box
- Convenient amount of heat shrink, for small users
- Offered in 7 sizes to cover a heat shrink range from 3.2 mm to 25.4 mm diameters
- Stackable boxes for easy storage
- Flame retardant
- Meets MIL-DTL-23053/5 requirements, Class 1 and Class 2
- Mechanical and electrical insulation, corrosion protection  
(see page 6 for product reference structure)

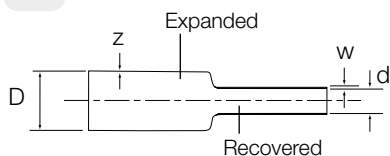
### Technical Information

Wall thickness	Thin
Shrink ratio	3:1
Tube characteristics	Single wall
Temperature range	-55°C to +135°C
Shrinking temperature	+90°C
Material	Crosslinked polyolefin
IP rating	IP60
Standard colour	Green / Yellow striped
Other properties	Silicone, Cadmium and Lead free



Product Ref.	Expanded diameter		Fully recovered diameter d [mm]	Wall thickness before shrinking z [mm]	Wall thickness after shrinking w [mm]	Length per box [m]
	[inch]	D [mm]				
GYS125-E-D	1/8	3.2	1	0.25	0.55	11.5
GYS187-E-D	3/16	4.8	1.5	0.25	0.60	9.5
GYS250-E-D	1/4	6.4	2	0.32	0.65	7.5
GYS375-E-D	3/8	9.5	3	0.32	0.75	6.5
GYS500-E-D	1/2	12.7	4	0.32	0.75	6.0
GYS750-E-D	3/4	19.0	6	0.38	0.85	5.0
GYS1000-E-D	1	25.4	8	0.45	1.00	3.3

3:1



# Type PIG - very flexible for highly contoured components


## Shrink-Kon® - Thin wall heat shrink tubing

### Characteristics

- Heat shrink tubing to enclose highly contoured components with large diameter variations. Provides mechanical and electrical protection
- Meets UL 224 requirements
- Internal diameters from 1.6 mm to 38.1 mm
- Excellent mechanical strength
- Resistant to common fluids and solvents
- Flame retardant
- Meets MIL-DTL-23053/5 requirements, Class 1 and Class 2 (except green / yellow version)
- Available colours: see below (see page 6 for product reference structure)
- Special colours available on request

### Technical Information

Wall thickness	Thin
Shrink ratio	3:1
Tube characteristics	Single wall
Temperature range	-55°C to +135°C
Shrinking temperature	+90°C
Material	Crosslinked polyolefin
IP rating	IP60
Standard colour	Black
Other properties	Silicone, Cadmium and Lead free Transparent version: Halogen free



Product Ref.	Expanded diameter		Fully recovered diameter	Wall thickness before shrinking	Wall thickness after shrinking	Length per reel
	[inch]	D [mm]	d [mm]	z [mm]	w [mm]	
PIG0150-0-B*	1/16	1.6	0.5	0.15	0.45	300
PIG0301-0-B*	1/8	3.2	1.0	0.18	0.55	300
PIG0451-0-B*	3/16	4.8	1.5	0.20	0.60	300
PIG0602-0-B*	1/4	6.4	2.0	0.22	0.65	300
PIG0903-0-B*	3/8	9.5	3.0	0.25	0.75	150
PIG1204-0-B*	1/2	12.7	4.0	0.25	0.75	100
PIG1806-0-B*	3/4	19.0	6.0	0.27	0.85	50
PIG2408-0-B*	1	25.4	8.0	0.33	1.00	50
PIG4013-0-B*	1 1/2	39.0	13.0	0.38	1.15	50
PIG0150-0-E**	1/16	1.6	0.5	0.15	0.45	150
PIG0301-0-E	1/8	3.2	1.0	0.18	0.55	150
PIG0451-0-E	3/16	4.8	1.5	0.20	0.60	75
PIG0602-0-E	1/4	6.4	2.0	0.22	0.65	75
PIG0903-0-E	3/8	9.5	3.0	0.25	0.75	75
PIG1204-0-E	1/2	12.7	4.0	0.25	0.75	50
PIG1806-0-E	3/4	19.0	6.0	0.27	0.85	30
PIG2408-0-E	1	25.4	8.0	0.33	1.00	30
PIG4013-0-E	1 1/2	39.0	13.0	0.38	1.15	30

\* B-reels only available in black (-0)

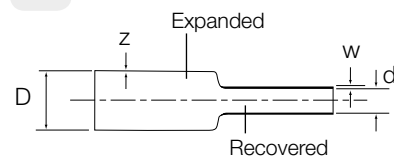
\*\* Not available in green / yellow

E-reels: for other colours add colour suffix to Product Reference:

0 = black, 2 = red, 4 = yellow, 6 = blue, 9 = white, C = transparent and E = green / yellow striped



**3:1**



# Type PIG - HSB boxes

## Shrink-Kon® - Thin wall heat shrink tubing

### Characteristics

- PIG heat shrink in a compact, handy sized box
- Workshop, installation, laboratory and much more
- Heat shrink tubing to enclose highly contoured components with large diameter variations. Provides mechanical and electrical protection
- Convenient amount of heat shrink, for small users
- Offered in 8 sizes to cover a heat shrink range from Ø 1.6 mm to Ø 25.4 mm
- Stackable boxes for easy storage
- Meets UL 224 requirements
- Excellent mechanical strength
- Resistant to common fluids and solvents
- Flame retardant
- Meets MIL-DTL-23053/5 requirements, Class 1 and Class 2 (except green / yellow version)
- Available colours: see below (see page 6 for product reference structure)
- Special colours available on request

### Technical Information

Wall thickness	Thin
Shrink ratio	3:1
Tube characteristics	Single wall
Temperature range	-55°C to +135°C
Shrinking temperature	+90°C
Material	Crosslinked polyolefin
IP rating	IP60
Standard colour	Black
Other properties	Silicone, Cadmium and Lead free Transparent version: Halogen free



Product Ref.	Expanded diameter		Fully recovered diameter	Wall thickness before shrinking	Wall thickness after shrinking	Length per box
	[inch]	D [mm]	d [mm]	z [mm]	w [mm]	
PIG0150-0-D*	1/16	1.6	0.5	0.15	0.45	10.5
PIG0301-0-D*	1/8	3.2	1.0	0.18	0.55	10.0
PIG0451-0-D	3/16	4.8	1.5	0.20	0.60	9.0
PIG0602-0-D	1/4	6.4	2.0	0.22	0.65	7.0
PIG0903-0-D	3/8	9.5	3.0	0.25	0.75	6.0
PIG1204-0-D	1/2	12.7	4.0	0.25	0.75	5.5
PIG1806-0-D	3/4	19.0	6.0	0.27	0.85	4.5
PIG2408-0-D	1	25.4	8.0	0.33	1.00	3.3

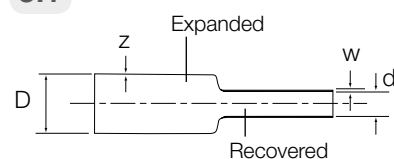
\* Not available in green / yellow

E-reels: for other colours add colour suffix to Product Reference:

0 = black, 2 = red, 4 = yellow, 6 = blue, 9 = white, C = transparent and E = green / yellow striped



3:1



# Type PKG - flexible for moist environments

## Shrink-Kon® - Thin wall heat shrink tubing

### Characteristics

- Crosslinked modified Polyolefin with thermoplastic adhesive lining
- Particularly suitable for corrosion and damp protected casings as well as highly contoured components
- Flame retardant
- Moisture resistant, good chemical resistance
- High mechanical stability
- The high shrink ratio and flexibility of this range allows the user maximum coverage with minimal parts
- The adhesive lining bonds to plastic, rubber, neoprene, steel and polyethylene
- Available colours: see below (see page 6 for product reference structure)

### Technical Information

Wall thickness	Thin
Shrink ratio	3:1
Tube characteristics	Single wall
Temperature range	-55°C to +110°C
Shrinking temperature	+95°C
Material	Crosslinked polyolefin
IP rating	IP60
Standard colour	Black
Other properties	Silicone, Cadmium and Lead free Transparent version: Halogen free

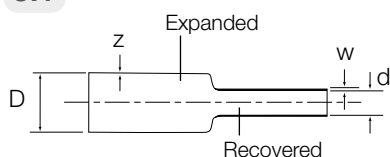


Product Ref.	Expanded diameter as supplied D [mm]	Fully recovered diameter d [mm]	Wall thickness before shrinking z [mm]	Wall thickness after shrinking w [mm]	Length per reel [m]	Quantity per box [pieces 0.6 m]
PKG0301-0-B	3.0	1.0	0.4	1.0	300	-
PKG0602-0-B	6.0	2.0	0.5	1.2	300	-
PKG0903-0-B	9.0	3.0	0.5	1.4	150	-
PKG1204-0-B	12.0	4.0	0.6	1.7	100	-
PKG1806-0-B	19.0	6.0	0.6	2.1	50	-
PKG2408-0-B	24.0	8.0	0.7	2.4	50	-
PKG4013-0-B	40.0	13.0	0.7	2.4	30	-
PKG0301-0-C	3.0	1.0	0.4	1.0	-	20
PKG0602-0-C	6.0	2.0	0.5	1.0	-	15
PKG0903-0-C	9.0	3.0	0.5	1.4	-	10
PKG1204-0-C	12.0	4.0	0.6	1.8	-	9
PKG1806-0-C	18.0	6.0	0.6	2.2	-	6
PKG2408-0-C	24.0	8.0	0.7	2.5	-	5
PKG4013-0-C	40.0	13.0	0.7	2.5	-	4

For other colours add colour suffix to Product Reference:  
0 = black and C = transparent



3:1



# Type PKG - flexible for moist environments

## Shrink-Kon® - Thin wall heat shrink tubing

### Characteristics

- Crosslinked modified Polyolefin with thermoplastic adhesive lining
- Particularly suitable for corrosion and damp protected casings as well as highly contoured components
- Flame retardant
- Moisture resistant, good chemical resistance
- High mechanical stability
- The high shrink ratio and flexibility of this range allows the user maximum coverage with minimal parts
- The adhesive lining bonds to plastic, rubber, neoprene, steel and polyethylene

### Technical Information

Wall thickness	Thin
Shrink ratio	4:1
Tube characteristics	Dual wall
When sold in cut lengths	
Tube length	0.6 m
Temperature range	-55°C to +110°C (outer jacket)
Shrinking temperature	+95°C
Material	Crosslinked polyolefin with adhesive lining
IP rating	IP65
Standard colour	Black
Other properties	Silicone, Cadmium and Lead free

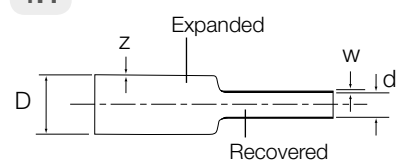


Product Ref.	Expanded diameter as supplied D [mm]	Fully recovered diameter d [mm]	Wall thickness before shrinking z [mm]	Wall thickness after shrinking w [mm]	Length per reel [m]	Quantity per box [pieces 0.6 m]
PKG0401-0-B	4.0	1.0	0.4	1.0	300	-
PKG0802-0-B	8.0	2.0	0.5	1.0	150	-
PKG1203-0-B	12.0	3.0	0.5	1.4	100	-
PKG1604-0-B	16.0	4.0	0.5	1.7	50	-
PKG2406-0-B	24.0	6.0	0.6	2.1	50	-
PKG3208-0-B	32.0	8.0	0.7	2.4	50	-
PKG5213-0-B	52.0	13.0	0.7	2.4	30	-
PKG0401-0-C	4.0	1.0	0.4	1.0	-	20
PKG0802-0-C	8.0	2.0	0.5	1.0	-	15
PKG1203-0-C	12.0	3.0	0.5	1.4	-	10
PKG1604-0-C	16.0	4.0	0.5	1.7	-	9
PKG2406-0-C	24.0	6.0	0.6	2.1	-	5
PKG3208-0-C	32.0	8.0	0.7	2.4	-	5
PKG5213-0-C	52.0	13.0	0.7	2.4	-	3

Only available in black (-0)



4:1



# Type PKG - HSB boxes

## Shrink-Kon® - Thin wall heat shrink tubing

### Characteristics

- PKG heat shrink in a compact, handy sized box
- Convenient amount of heat shrink, for small users
- Particularly suitable for corrosion and damp protected casings as well as highly contoured components
- Offered in 6 sizes to cover a heat shrink range from Ø 3.0 mm to Ø 24.0 mm
- Stackable boxes for easy storage
- The adhesive lining bonds to plastic, rubber, neoprene, steel and polyethylene
- Flame retardant
- Moisture resistant
- Available colours: see below (see page 6 for product reference structure)

### Technical Information

Wall thickness	Thin
Shrink ratio	3:1
Tube characteristics	Dual wall
Temperature range	-55°C to +110°C (outer jacket)
Shrinking temperature	+95°C
Material	Crosslinked polyolefin with adhesive lining
IP rating	IP65
Standard colour	Black
Other properties	Silicone, Cadmium and Lead free

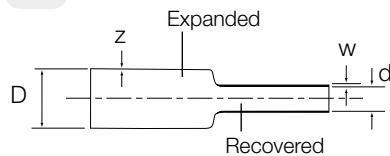


Product Ref.	Expanded diameter as supplied D [mm]	Fully recovered diameter d [mm]	Wall thickness before shrinking z [mm]	Wall thickness after shrinking w [mm]	Length per box [m]
PKG0301-0-D	3.0	1.0	0.4	1.0	5.0
PKG0602-0-D	6.0	2.0	0.5	1.2	3.5
PKG0903-0-D	9.0	3.0	0.5	1.4	3.0
PKG1204-0-D	12.0	4.0	0.6	1.7	2.5
PKG1806-0-D	19.0	6.0	0.6	2.1	2.0
PKG2408-0-D	24.0	8.0	0.7	2.4	1.5

For other colours add colour suffix to Product Reference:  
0 = black and C = transparent



3:1





# Type KYN - semi-rigid transparent Shrink-Kon® - Thin wall heat shrink tubing

## Characteristics

- In areas of heavy mechanical loads, high temperatures and chemical stress. Insulation in densely packed wiring, in heating elements and much more
- Internal diameters from 1.2 mm to 25.4 mm
- High mechanical strength
- Excellent electrical insulation performance
- High flame retardancy
- Highly abrasion and cut resistant
- Resistant to Diesel
- Very good resistance against chemicals and solvents
- Meets MIL-DTL-23053/8 requirements

## Technical Information

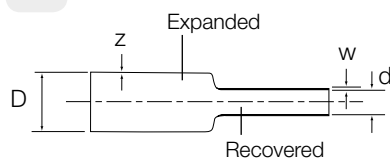
Wall thickness	Thin
Shrink ratio	2:1
Tube characteristics	Single wall
When sold in cut lengths	
Tube length	1,22 m
Temperature range	-55°C to +175°C
Shrinking temperature	+175°C
Material	Crosslinked and rigid Polyvinylidene Fluoride (Kynar®*)
IP rating	IP60
Standard colour	Transparent
Other properties	Silicone, Cadmium, Lead and Halogen free

\* registered trademark of ATOFINA



Product Ref.	Expanded diameter as supplied		Fully recovered diameter	Wall thickness before shrinking	Wall thickness after shrinking	Length per reel	Quantity per box
	D [inch]	D [mm]	d [mm]	z [mm]	w [mm]		
KYN46-C-A	3/64	1.2	0.6	0.12	0.24	-	25
KYN63-C-A	1/16	1.6	0.8	0.12	0.24	-	25
KYN93-C-A	3/32	2.4	1.2	0.12	0.24	-	25
KYN125-C-A	1/8	3.2	1.6	0.12	0.24	-	25
KYN187-C-A	3/16	4.8	2.4	0.12	0.24	-	25
KYN250-C-A	1/4	6.4	3.2	0.15	0.30	-	10
KYN375-C-A	3/8	9.5	4.8	0.15	0.30	-	10
KYN500-C-A	1/2	12.7	6.4	0.15	0.30	-	10
KYN750-C-A	3/4	19.0	9.5	0.20	0.40	-	10
KYN1000-C-A	1	25.4	12.7	0.25	0.50	-	10
KYN46-C-B	3/64	1.2	0.6	0.12	0.24	300	-
KYN63-C-B	1/16	1.6	0.8	0.12	0.24	300	-
KYN93-C-B	3/32	2.4	1.2	0.12	0.24	300	-
KYN125-C-B	1/8	3.2	1.6	0.12	0.24	300	-
KYN187-C-B	3/16	4.8	2.4	0.12	0.24	300	-
KYN250-C-B	1/4	6.4	3.2	0.15	0.30	300	-
KYN375-C-B	3/8	9.5	4.8	0.15	0.30	150	-
KYN500-C-B	1/2	12.7	6.4	0.15	0.30	100	-
KYN750-C-B	3/4	19.0	9.5	0.20	0.40	50	-
KYN1000-C-B	1	25.4	12.7	0.25	0.50	50	-

2:1



# Type VIT - highly flexible, flame retardant Shrink-Kon® - Thin wall heat shrink tubing

## Characteristics

- High flexibility makes it suitable even under heavy-duty conditions e.g. sensors in vehicle engine compartments
- Excellent strength and resistance against corrosive fluids even at high temperatures
- Internal diameters from 3.2 mm to 38.0 mm
- Offers excellent resistance to aggressive fuels and chemicals
- High flame retardancy
- Meets MIL-DTL-23053/13 requirements

## Technical Information

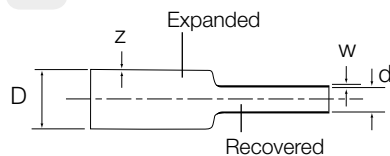
Wall thickness	Thin
Shrink ratio	2:1
Tube characteristics	Single wall
Temperature range	-55°C to +220°C
Shrinking temperature	+175°C
Material	Viton®*, Crosslinked fluoroelastomer
IP rating	IP60
Standard colour	Black
Other properties	Silicone, Cadmium and Lead free

\*Viton® is a registered trademark of DuPont.



Product Ref.	Expanded diameter as supplied		Fully recovered diameter	Wall thickness before shrinking	Wall thickness after shrinking	Length per reel	Quantity per box
	D [inch]	D [mm]	d [mm]	z [mm]	w [mm]		
VIT125-0-B	1/8	3.2	1.6	0.40	0.8	50	-
VIT187-0-B	3/16	4.8	2.4	0.45	0.9	50	-
VIT250-0-B	1/4	6.4	3.2	0.45	0.9	50	-
VIT375-0-B	3/8	9.5	4.8	0.45	1.0	50	-
VIT500-0-B	1/2	12.7	6.4	0.45	1.2	30	-
VIT750-0-B	3/4	19.0	9.5	0.55	1.4	30	-
VIT1000-0-B	1	25.4	12.7	0.70	1.8	30	-
VIT1500-0-B	1 1/2	38.0	19.0	0.80	2.4	15	-
VIT125-0-C	1/8	3.2	1.6	0.40	0.8	-	10
VIT187-0-C	3/16	4.8	2.4	0.45	0.9	-	10
VIT250-0-C	1/4	6.4	3.2	0.45	0.9	-	10
VIT375-0-C	3/8	9.5	4.8	0.45	1.0	-	8
VIT500-0-C	1/2	12.7	6.4	0.45	1.2	-	7
VIT750-0-C	3/4	19.0	9.5	0.55	1.4	-	6
VIT1000-0-C	1	25.4	12.7	0.70	1.8	-	4
VIT1500-0-C	1 1/2	38.0	19.0	0.80	2.4	-	3

2:1



# Type TBM - rated for 600V, 90°C continuous use

## Shrink-Kon® - Medium wall heat shrink tubing

### Characteristics

- High flexibility makes it suitable even under heavy-duty conditions e.g. sensors in vehicle engine compartments
- Excellent strength and resistance against corrosive fluids even at high temperatures
- Internal diameters from 10.2 mm to 228,6 mm
- Offers excellent resistance to aggressive fuels and chemicals
- High flame retardancy
- Meets MIL-DTL-23053/13 requirements

### Technical Information

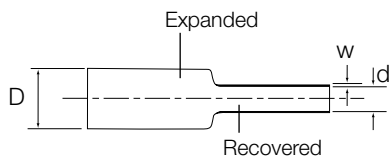
Wall thickness	Medium
Shrink ratio	3:1
Tube characteristics	Dual wall
Temperature range	-55°C to +110°C
Shrinking temperature	+120°C
Material	Crosslinked polyolefin with thermoplastic adhesive liner
IP rating	IP67
Standard colour	Black
Other properties	Silicone, Halogen, Cadmium and Lead free



Product Ref.	Expanded diameter as supplied D [mm]	Fully recovered diameter d [mm]	Wall thickness after shrinking w [mm]	Length per bag [m]	Quantity per bag [pieces 1.22m]
TBM0400	10.2	3.8	2.0	6.1	5
TBM0750	19.1	5.6	2.0	6.1	5
TBM0950	25.0	8.0	2.0	3.6	3
TBM1100	27.9	10.2	2.0	3.6	3
TBM1500	38.1	12.7	2.0	2.4	2
TBM2050	52.1	19.1	2.0	1.2	1
TBM2750	69.9	25.4	2.0	1.2	1
TBM3500	88.9	30.0	2.4	1.2	1
TBM4700	119.4	39.9	2.7	1.2	1
TBM6700	170.2	58.4	2.8	1.2	1
TBM9000	228.6	77.0	3.0	1.2	1

Don't stock at temperatures over 40°C. Don't expose directly to sun rays for long periods.

**3:1**



# Type TBW - rated for 600V, 90°C continuous use

## Shrink-Kon® - Thick wall heat shrink tubing

### Characteristics

- TBW is an excellent product for sealing and insulating cable splices, connections, terminations and jacket repairs.
- The tubing is designed to withstand the severe mechanical requirements of submersible and direct-buried installations
- Low voltage power applications 600V
- High resistance to abrasion, corrosion and chemicals
- Excellent weatherability
- 9 standard sizes in thick wall: internal diameters from 8.9 mm to 119.9 mm
- Meets requirements of ESI 09-11

### Technical Information

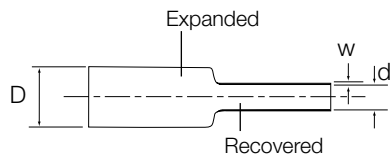
Wall thickness	Thick
Shrink ratio	3:1
Tube characteristics	Dual wall
Temperature range	-55°C to +110°C
Shrinking temperature	+120°C
Material	Crosslinked polyolefin with thermoplastic adhesive liner
IP rating	IP67
Standard colour	Black
Other properties	Silicone, Halogen, Cadmium and Lead free



Product Ref.	Expanded diameter as supplied D [mm]	Fully recovered diameter d [mm]	Wall thickness after shrinking w [mm]	Length per bag [m]	Quantity per bag [pieces 1.22m]
TBW0350	8.9	3.0	1.8	6.1	5
TBW0500	13.0	4.1	2.4	6.1	5
TBW0750	19.1	6.1	2.4	6.1	5
TBW1100	27.9	8.9	3.0	2.4	2
TBW1500	38.1	11.9	4.1	2.4	2
TBW2000	50.8	16.0	4.1	1.2	1
TBW2700	68.1	22.1	4.1	1.2	1
TBW3500	89.9	30.0	4.1	1.2	1
TBW4700	119.9	39.9	4.3	1.2	1

Do not stock at temperatures over 40°C. Do not expose directly to sun rays for long periods.

**3:1**



# Low voltage kits up to 600V

## Shrink-Kon® - Medium and Thick wall heat shrink tubing

### Characteristics

- VMS heat shrinkable sleeves (TBM and TBW) are suitable for jointing multi-core, polymeric insulated energy cables in the low voltage range
- Quick, simple installation
- Exceptionally good electrical insulation and environmental protection
- Good mechanical load-bearing ability
- No maintenance time necessary
- Unlimited storage life
- Tested to DIN 47632 / VDE 0278 Part 1 and 3

### Standard Content

- 1 Outer sleeve (TBW)
- 4 Inner sleeves (TBM) for VMS2 to VMS9, 5 inner sleeves for VMS1
- Cleaning cloths
- Abrasive cloth
- Installation instructions

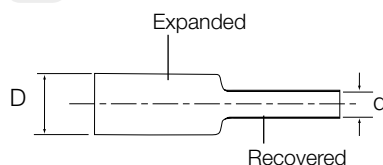
### Technical Information

Wall thickness	Medium (TBM) and thick (TBW)
Shrink ratio	3:1
Tube characteristics	Dual wall
Temperature range	-55°C to +110°C
Shrinking temperature	+120°C
Material	Crosslinked polyolefin with thermoplastic adhesive liner
IP rating	IP67
Standard colour	Black
Other properties	Silicone and Halogen free



Product Réf.	CONTENT PER KIT								
	Wire range [mm²]	Inner sleeves [pieces]	Shrinkage		Length [mm]	Outer sleeve [pieces]	Shrinkage		Length [mm]
			Expanded D [mm]	Recovered d [mm]			Expanded D [mm]	Recovered d [mm]	
VMS1	1.5 - 6	5	12	3	50	1	33	8	200
VMS2	4 - 16	4	15	4	100	1	45	12	370
VMS3	16 - 35	4	22	6	100	1	55	16	370
VMS6	25 - 50	4	22	6	130	1	75	21	440
VMS7	35 - 150	4	33	8	210	1	105	26	800
VMS8	95 - 240	4	45	12	260	1	130	36	950
VMS9	185 - 300	4	55	16	300	1	130	36	1000

3:1



# Type TEB - cable breakouts

## Shrink-Kon® - Medium and Thick wall heat shrink tubing

### Characteristics

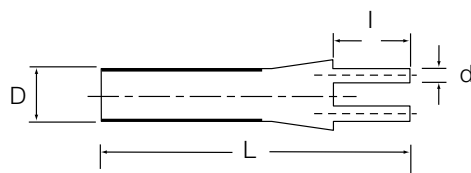
- Cable Breakouts are designed for the insulation and sealing of cable crutches
- They offer extreme strain relief and mechanical protection
- Adhesive line provides complete sealing
- UV-resistant
- They also provide good insulation and resistance to common fluids and solvents

### Technical Information

Wall thickness	Medium and thick
Shrink ratio	Various
Tube characteristics	Dual wall
Temperature range	-55°C to +100°C
Shrinking temperature	+135°C
Material	Crosslinked polyolefin with thermoplastic adhesive liner
IP rating	IP67
Standard colour	Black
Other properties	Silicone, Halogen, Cadmium and Lead free



Product Ref.	Expanded diameter as supplied		Fully recovered diameter		Cable size	Core Ø range	Overall Ø range	Recovered Finger Length L	Recovered Finger Length l	Number of break-outs	Quantity
	Expanded D [mm]	recovered [mm]	Expanded d [mm]	recovered [mm]							
<b>TEB2 2-BREAKOUTS</b>											
TEB2-33/14	33	10.0	14	3.0	-	-	-	90.0	20.0	2	12
TEB2-50/21	50	22.0	21	6.7	-	-	-	119.0	35.0	2	10
<b>TEB3 3-BREAKOUTS</b>											
TEB3-38/11	38	14.0	11	4.0	10 - 25	5.1 - 7.7	16.5 - 22.0	110.0	20.0	3	10
TEB3-60/24	60	22.0	24	8.0	35 - 70	8.8 - 12.0	24.5 - 32.0	185.0	45.0	3	10
TEB3-80/36	80	33.0	36	16.0	95 - 150	13.7 - 17.0	36.0 - 44.0	210.0	50.0	3	10
TEB3-110/48	110	47.0	48	20.0	185 - 300	17.0 - 24.3	49.0 - 62.0	260.0	75.0	3	10
<b>TEB4 4-BREAKOUTS</b>											
TEB4-38/15	38	14.0	15	3.0	10 - 25	5.1 - 7.7	17.5 - 24.5	105.0	20.0	4	10
TEB4-55/20	55	25.0	20	6.0	35 - 50	8.8 - 10.0	27.0 - 31.0	180.0	45.0	4	10
TEB4-72/25	72	22.0	25	8.5	35 - 70	8.8 - 12.0	27.0 - 35.5	190.0	45.0	4	10
TEB4-100/35	100	33.0	35	14.0	95 - 150	13.7 - 17.0	40.0 - 49.0	215.0	50.0	4	10
TEB4-125/45	125	47.0	45	22.0	185 - 400	19.2 - 27.4	54.5 - 69.0	245.0	72.0	4	10



# Type TEC - end caps

## Shrink-Kon® - Medium and Thick wall heat shrink tubing

### Characteristics

- End Caps are designed to seal and to protect cable-ends against the ingress of moisture and contamination
- They offer extreme strain relief and mechanical protection
- Adhesive line provides complete sealing
- They also provide optimal sealing and resistance to chemicals and solvents
- UV-resistant

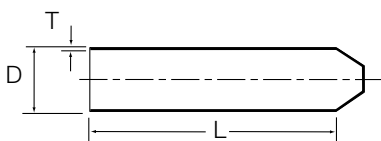
### Technical Information

Wall thickness	Medium and thick
Shrink ratio	> 2:1
Tube characteristics	Dual wall
Temperature range	-55°C to +100°C
Shrinking temperature	+120°C
Material	Crosslinked polyolefin with thermoplastic adhesive liner
IP rating	IP67
Standard colour	Black
Other properties	Silicone, Halogen, Cadmium and Lead free



Product Ref.	Expanded diameter as supplied	Fully recovered diameter	Recovered length	Wall thickness after shrinking	Cable diameter	Quantity
	[mm]	D [mm]	L [mm]	T [mm]	[mm²]	[pieces]
TEC15/4.5	15.0	4.5	45.0	2.0	5 - 12	100
TEC25/9	25.0	9.0	70.0	2.7	10 - 22	50
TEC36/15	36.0	15.0	95.0	2.8	17 - 30	10
TEC63/24	63.0	24.0	110.0	3.6	28 - 55	10
TEC80/40	80.0	40.0	130.0	3.6	45 - 70	10
TEC102/60	102.0	60.0	152.0	3.6	68 - 90	5
TEC124/60	124.0	60.0	152.0	3.6	75 - 110	5

>2:1



# TBTA-ZH - self amalgamating tape

## Shrink-Kon® - Heat shrink technologies



### Characteristics

- Self amalgamating tape
- ABB TBTA-ZH tape provides a thick insulating layer with flawless electrical stability and a long term resistance to moisture penetration, which demands waterproofing
- To repair and maintain cable sleeving up to 30 Kv
- For installations, where open flame and heat may not be used
- Excellent resistance to UV rays and Ozone
- Easy to apply - no tools or heating required
- Excellent protection at low temperatures

TBTA-ZH must be stretched on application for the self-adhesive properties to be activated.

### Installation notes

1. The surface of the connection and the cable entry must be clean
2. TBTA-ZH should be used under high tension as the stretching process activates the adhesive
3. By wrapping the TBTA-ZH tape around the cable, a sealed casing is created
4. If a cable or pipe needs protection, the TBTA-ZH tape should be wrapped around itself twice at the beginning point and then should overlap throughout by 50%. This means that the tape will also stretch when the cable is under tension
5. Finally, the surface (see point 4) should be covered once more using 100% tape overlap
6. At the end, the tape should be held at the overlap point and torn off
7. To conclude the installation, the ripped off end should be pressed firmly to close.

### Technical Information

Stretch ratio	3:1
Temperature range	-55°C to +105°C
Material	EPR based tape
IP rating	IP67
Standard colour	Black
Other properties	Silicone, Halogen, Cadmium and Lead free

Product Ref.	Roll length [m]	Width [mm]	Thickness [mm]
TBTA-ZH-19	9.0	19	0.76
TBTA-ZH-25	9.0	25	0.76
TBTA-ZH-38	9.0	38	0.76
TBTA-ZH-51	9.0	51	0.76

**3:1**



# Hot air tool

## Shrink-Kon® - Heat shrink technologies



### Characteristics

The Hot Air Tool from ABB achieves a rapid shrink action. This tool is ideal for industrial and military applications.

### Technical Information

Property	Typical performance
Power Consumption	1400W
Temperature	+350°C to +500°C
Air Flow	350 / 500 l/min
Static pressure max.	1250 Pa
Weight	570 g
Electronics	Flicker-conformity

Product Ref.	Description
GR121	Hot Air Tool (European Plug and WT993GR nozzle)
GR321	Hot Air Tool (UK Plug and WT993GR nozzle)
WT992GR	Wide slot nozzle
WT993GR	Reflector nozzle
WT994GR	Reduction nozzle Ø 20mm
WT995GR	Welding nozzle
WT996GR	Overlap welding nozzle
WT999GR	Glass protection nozzle

WT992GR



WT993GR



WT994GR



WT995GR



WT996GR



WT999GR



# Technical Information

## Shrink-Kon® - Heat shrink technologies

Product name	Material	Mechanical Behaviour	Operating temp.	Shrink Ratio	Expanded Diameter	Silicon free	Cadmium + Lead free	Non Halogen
<b>Test Method</b>								
PLG	PE-Polyolefin	Flexible	-55°C to +135°C	2:1	1.2-101.6mm / 3/64"-4"	Yes	Yes	No*
CMP	PE-Polyolefin	Flexible	-55°C to +135°C	2:1	1.2-51.0mm / 3/64"-2"	Yes	Yes	No*
MLP	PE-Polyolefin	Flexible	-55°C to +135°C	2:1	1.2-25.4mm / 3/64"-1"	Yes	Yes	No*
GYS	PE-Polyolefin	Flexible	-55°C to +135°C	2:1	3.2-25.4mm / 1/8"-1"	Yes	Yes	No
PIG	PE-Polyolefin	Very Flexible	-55°C to +135°C	3:1	1.6-39.0mm / 1/16"-1 1/2"	Yes	Yes	No
PIG green yellow	PE-Polyolefin	Very Flexible	-55°C to +135°C	3:1	4.5-40.0mm / 3/16"-1 1/2"	Yes	Yes	No
PIG clear	PE-Polyolefin	Very Flexible	-55°C to +135°C	3:1	1.6-40.0mm / 1/16"-1 1/2"	Yes	Yes	Yes
PKG	PE-Polyolefin	Flexible	-55°C to +110°C	3:1 / 4:1	3.0-52.0mm / 1/16"-2"	Yes	Yes	No
KYN	Kynar** PVDF	Semi-Rigid	-55°C to +175°C	2:1	1.2-25.4mm / 3/64"-1"	Yes	Yes	No
VIT	Viton***	Flexible	-55°C to +220°C	2:1	3.2-38.0mm / 1/8"-1 1/2"	Yes	Yes	No
TBM	PE-Polyolefin	Semi-Rigid	-55°C to +110°C	3:1	10.2-228.6mm	Yes	Yes	Yes
TBW	PE-Polyolefin	Semi-Rigid	-55°C to +110°C	3:1	8.9-119.9mm	Yes	Yes	Yes
LV-Kit	PE-Polyolefin	Semi-Rigid	-55°C to +110°C	3:1	various	Yes	Yes	Yes
TEB	PE-Polyolefin	Semi-Rigid	-55°C to +100°C	various	30.0-125.0mm	Yes	Yes	Yes
TEC	PE-Polyolefin	Semi-Rigid	-55°C to +100°C	various	15.0-148.0mm	Yes	Yes	Yes
TBTA-ZH	EPR-Tape	Flexible	-55°C to +105°C	1:3	19.0-51.0mm	Yes	Yes	Yes

Product name	Tensile Strength	Secant Modulus	Tensile Strength after heat aging	Elongation after heat aging	Low temp. Flexibility
<b>Test Method</b>	IEC 60684-2 <sup>(6)</sup> ISO 37 <sup>(7)</sup> ASTM-D412 <sup>(8)</sup> ASTM-D 638M <sup>(9)</sup> Def Stan 59-97 <sup>(31)</sup>	ASTM-D 882 <sup>(10)</sup> Def Stan 59-97 <sup>(31)</sup>	UL 224 <sup>(11)</sup> ASTM-D 2671 <sup>(3)</sup> IEC811-1-2 <sup>(4)</sup> ISO-188 <sup>(12)</sup> ASTM-D 638 <sup>(9)</sup>	UL 224 <sup>(11)</sup> , ISO 37 <sup>(13)</sup> ASTM-D 2671 <sup>(3)</sup> IEC811-1-2 <sup>(4)</sup> ISO-188 <sup>(12)</sup> ASTM-D 638 <sup>(9)</sup>	ASTM-D 2671 Meth. C <sup>(27)</sup>
PLG	15 MPa <sup>(6)</sup>	175 MPa max. <sup>(10)</sup>	12 MPa / 168h at 158°C <sup>(11)</sup>	300% / 168h at 158°C <sup>(11)</sup>	Does not break at -55°C <sup>(27)</sup>
CMP	15 MPa <sup>(6)</sup>	175 MPa max. <sup>(10)</sup>	12 MPa / 168h at 158°C <sup>(11)</sup>	300% / 168h at 158°C <sup>(11)</sup>	Does not break at -55°C <sup>(27)</sup>
MLP	17 MPa <sup>(6)</sup>	175 MPa max. <sup>(10)</sup>	13 MPa / 168h at 175°C <sup>(3)</sup>	300% / 168h at 175°C <sup>(3)</sup>	Does not break at -55°C <sup>(27)</sup>
GYS	15 MPa <sup>(6)</sup>	175 MPa max. <sup>(10)</sup>	12 MPa / 168h at 175°C <sup>(11)</sup>	300% / 168h at 175°C <sup>(11)</sup>	Does not break at -55°C <sup>(27)</sup>
PIG	17 MPa <sup>(6)</sup>	175 MPa max. <sup>(10)</sup>	13 MPa / 168h at 175°C <sup>(3)</sup>	300% / 168h at 175°C <sup>(3)</sup>	Does not break at -55°C <sup>(27)</sup>
PIG green yellow	15 MPa <sup>(6)</sup>	175 MPa max. <sup>(10)</sup>	12 MPa / 168h at 175°C <sup>(11)</sup>	300% / 168h at 175°C <sup>(11)</sup>	Does not break at -55°C <sup>(27)</sup>
PIG clear	20 MPa <sup>(6)</sup>	175 MPa max. <sup>(10)</sup>	18 MPa / 168h at 175°C <sup>(3)</sup>	500% / 168h at 175°C <sup>(3)</sup>	Does not break at -55°C <sup>(27)</sup>
PKG	15 MPa <sup>(6)</sup>	175 MPa max.	12 MPa / 168h at 158°C <sup>(4)</sup>	320% / 168h at 158°C <sup>(4)</sup>	Does not break at -55°C <sup>(27)</sup>
KYN	50 MPa <sup>(6)</sup>	750 MPa max. <sup>(10)</sup>	40 MPa / 168h at 158°C <sup>(4)</sup>	230% / 168h at 158°C <sup>(4)</sup>	Does not break at -55°C <sup>(27)</sup>
VIT	18 MPa <sup>(6)</sup>	70 MPa max. <sup>(10)</sup>	14 MPa / 168h at 158°C <sup>(4)</sup>	220% / 168h at 158°C <sup>(4)</sup>	Does not break at -55°C <sup>(27)</sup>
TBM	14.5 MPa <sup>(7) (8)</sup>	90MPa <sup>(31)</sup>	12MPa <sup>(3) (9)</sup>	500% / 168h at 150°C <sup>(3) (13)</sup>	Does not break at -55°C <sup>(27)</sup>
TBW	14.5 MPa <sup>(7) (8)</sup>	90MPa <sup>(31)</sup>	-/-	500% / 168h at 150°C <sup>(3) (13)</sup>	Does not break at -55°C <sup>(27)</sup>
LV-Kit	-/-	90MPa <sup>(31)</sup>	12MPa <sup>(3) (9)</sup>	500% <sup>(3) (9)</sup>	Does not break at -55°C
TEB	10 MPa <sup>(9)</sup>	80MPa <sup>(31)</sup>	9 MPa / 168h at 120°C <sup>(12)</sup>	250% / 168h at 120°C <sup>(12)</sup>	-55°C
TEC	12 MPa <sup>(9)</sup>	80MPa <sup>(31)</sup>	10 MPa / 168h at 120°C <sup>(12)</sup>	250% / 168h at 120°C <sup>(12)</sup>	-55°C <sup>(27)</sup>
TBTA-ZH	2.5 MPa <sup>(31)</sup>	-/-	-/-	n.a.	-/-

\* Transparent version is halogen free

\*\* Kynar is a registered trademark of ATOFINA

\*\*\* VITON is a registered trademark of DuPont

\*\*\*\* Except transparent version

\*\*\*\*\* Outer Jacket only

Spec. Gravity	Longitudinal Shrinkage	Tensile Strength after Heatshock	Elongation after Heatschock	Ultimate Elongation
ASTM-D 792 ISO/R 1183 <sup>(2)</sup> DEF Stan 59-97 <sup>(1)</sup> A-I <sup>(1)</sup>	ASTM-D 2671 <sup>(3)</sup>	IEC 811-1-2 <sup>(4)</sup> IEC 811-1-3 <sup>(5)</sup> ASTM-D 2671 <sup>(3)</sup> ASTM-D 638 <sup>(9)</sup>	IEC844-1-2 <sup>(4)</sup> ASTM-D 2671 <sup>(3)</sup> ASTM-D 638 <sup>(9)</sup>	
1.3g / cm <sup>3</sup> <sup>(1)</sup>	-10% <sup>(3)</sup>	13 MPa / 4h at 200°C <sup>(4)</sup>	400% / 4h at 200°C <sup>(4)</sup>	450%
1.3g / cm <sup>3</sup> <sup>(1)</sup>	-10% <sup>(3)</sup>	13 MPa / 4h at 200°C <sup>(4)</sup>	400% / 4h at 200°C <sup>(4)</sup>	450%
1.3g / cm <sup>3</sup> <sup>(1)</sup>	-5% <sup>(3)</sup>	19 MPa / 4h at 250°C <sup>(5)</sup>	No cracking or flowing <sup>(3)</sup>	500%
1.3g / cm <sup>3</sup> <sup>(1)</sup>	-10% <sup>(3)</sup>	14 MPa / 4h at 200°C <sup>(4)</sup>	400% / 4h at 200°C <sup>(4)</sup>	450%
1.3g / cm <sup>3</sup> <sup>(1)</sup>	-5% <sup>(3)</sup>	19 MPa / 4h at 250°C <sup>(5)</sup>	No cracking or flowing <sup>(3)</sup>	500%
1.3g / cm <sup>3</sup> <sup>(1)</sup>	-10% <sup>(3)</sup>	14 MPa / 4h at 200°C <sup>(4)</sup>	400% / 4h at 200°C <sup>(4)</sup>	450%
1.0g / cm <sup>3</sup> <sup>(1)</sup>	-5% <sup>(3)</sup>	15 MPa / 4h at 250°C <sup>(5)</sup>	No cracking or flowing <sup>(3)</sup>	550%
1.3g / cm <sup>3</sup> <sup>(1)</sup>	-15%(3:1) <sup>(3)</sup> / -18%(4:1) <sup>(3)</sup>	15 MPa / 4h at 200°C <sup>(4)</sup>	360% / 4h at 200°C <sup>(4)</sup>	400%
1.8g / cm <sup>3</sup> <sup>(1)</sup>	-6% <sup>(3)</sup>	48 MPa / 4h at 250°C <sup>(4)</sup>	300% / 4h at 250°C <sup>(4)</sup>	450%
1.9g / cm <sup>3</sup> <sup>(1)</sup>	-10% <sup>(3)</sup>	17 MPa / 4h at 300°C <sup>(4)</sup>	250% / 4h at 300°C <sup>(4)</sup>	520%
1.10g / cm <sup>3</sup> <sup>(1)</sup>	+1% to -10% <sup>(3)</sup>	4h at 225°C	No cracking or flowing <sup>(3)</sup>	600%
1.10g / cm <sup>3</sup> <sup>(1)</sup>	+1% to -10%	4h at 225°C	No cracking or flowing <sup>(3)</sup>	550%
1.10g / cm <sup>3</sup>	+1% to -10%	4h at 225°C	No cracking or flowing	-/-
1.10g / cm <sup>3</sup>	-15%	6MPa <sup>(3)(9)</sup>	200% <sup>(3)(9)</sup>	300%
1.10g / cm <sup>3</sup>	-15%	6MPa <sup>(3)(9)</sup>	200% <sup>(3)(9)</sup>	300%
-/-	-/-	-/-	-/-	750%

Combustion behaviour / Flammability	Shrink temp.	Storage temp.	Resistance against Chemicals	Water Absorption	Fungus Resistance	Dielectric Strength	Spec. Volume Resistance
UL 224 VW-1 <sup>(11)</sup> , UL 224 <sup>(14)</sup> ASTM-D 876 <sup>(15)</sup> , ASTM-D 635 <sup>(16)</sup> FMVSS 302 <sup>(17)</sup> , ESI 09-13 <sup>(18)</sup> ASTM-D 257 <sup>(32)</sup> ASTM-D 267 Proc. A <sup>(33)</sup>				VDE 0472 <sup>(19)</sup> ISO-62 <sup>(20)</sup> ASTM-D 570 <sup>(21)</sup> Def Stan 59-97 <sup>(31)</sup>		IEC-243 <sup>(24)</sup> VDE 0303 Part 2 <sup>(25)</sup> ASTM-D 149 <sup>(28)</sup> Def Stan 59-97 <sup>(31)</sup>	
Flame retardant**** <sup>(14)(17)</sup>	+110°C	+30°C	Good	0.3% <sup>(19)</sup>	Very good	24kV / mm <sup>(25)</sup>	10. <sup>15</sup> Ohm x cm
Flame retardant**** <sup>(14)(17)</sup>	+110°C	+30°C	Good	0.3% <sup>(19)</sup>	Very good	24kV / mm <sup>(25)</sup>	10. <sup>15</sup> Ohm x cm
Flame retardant**** <sup>(14)(17)</sup>	+90°C	+30°C	Good	0.2% <sup>(19)</sup>	Very good	24kV / mm <sup>(25)</sup>	10. <sup>16</sup> Ohm x cm
Flame retardant**** <sup>(14)</sup>	+90°C	+30°C	Good	0.2% <sup>(19)</sup>	Very good	24kV / mm <sup>(25)</sup>	10. <sup>16</sup> Ohm x cm
Flame retardant**** <sup>(14)(17)</sup>	+90°C	+30°C	Good	0.2% <sup>(19)</sup>	Very good	24kV / mm <sup>(25)</sup>	10. <sup>16</sup> Ohm x cm
Flame retardant**** <sup>(14)</sup>	+90°C	+30°C	Good	0.2% <sup>(19)</sup>	Very good	24kV / mm <sup>(25)</sup>	10. <sup>16</sup> Ohm x cm
Passed per FMVSS 302 <sup>(14)(17)</sup>	+90°C	+30°C	Good	0.2% <sup>(19)</sup>	Very good	24kV / mm <sup>(25)</sup>	10. <sup>16</sup> Ohm x cm
Flame retardant**** <sup>(15)(17)</sup>	+95°C	+30°C	Good	0.2% <sup>(19)</sup>	Very good	22kV / mm <sup>(25)</sup>	10. <sup>14</sup> Ohm x cm
Flame retardant <sup>(11)</sup>	+175°C	+30°C	Very good	0.07% <sup>(19)</sup>	Very good	31.5kV / mm <sup>(25)</sup>	10. <sup>13</sup> Ohm x cm
Flame retardant <sup>(33)</sup>	+175°C	+30°C	Very good	0.2% <sup>(19)</sup>	Very good	16kV / mm <sup>(25)</sup>	10. <sup>13</sup> Ohm x cm
Non Flame retardant	+120°C	+30°C	Good	0.2% <sup>(21)</sup>	Very good	20kV / mm <sup>(24)(28)</sup>	10. <sup>16</sup> Ohm x cm
Non Flame retardant	+120°C	+30°C	Good	0.2% <sup>(21)</sup>	Very good	20kV / mm <sup>(23)</sup>	10. <sup>16</sup> Ohm x cm
Non Flame retardant	+120°C	+30°C	Good	0.2%	Very good	20kV / mm	10. <sup>16</sup> Ohm x cm
Non Flame retardant <sup>(18)</sup>	+135°C	+30°C	Good	1% <sup>(20)</sup>	Very good	12kV / mm	10. <sup>11</sup> Ohm x cm
Non Flame retardant	+120°C	+30°C	Good	1% <sup>(20)</sup>	Very good	12kV / mm <sup>(24)</sup>	10. <sup>12</sup> Ohm x cm
Flame retardant	n.a.	+30°C	Good	0.06% <sup>(31)</sup>	Very good	30kV / mm <sup>(31)</sup>	n.a.

# Index

Produkt Ref.	GID Ref.	Page	Produkt Ref.	GID Ref.	Page	Produkt Ref.	GID Ref.	Page
CMP1000-0-A	7TCA017300R0025	13	HSB63	7TCA017300R0367	7	PIG0602-0-E		18
CMP1000-0-BG	7TCA017300R0027	13	HSB750	7TCA017300R0374	7	PIG0903-0-B	7TCA017200R0036	18
CMP1000-0-E		13	HSB93	7TCA017300R0383	7	PIG0903-0-D	7TCA017200R0037	19
CMP125-0-A	7TCA017300R0044	13	KYN1000-C-A	7TCA017300R0399	23	PIG0903-0-E		18
CMP125-0-BG	7TCA017300R0046	13	KYN1000-C-B		23	PIG1204-0-B	7TCA017200R0047	18
CMP125-0-E		13	KYN125-C-A	7TCA017300R0401	23	PIG1204-0-D	7TCA017200R0048	19
CMP1500-0-BG	7TCA017300R0070	13	KYN125-C-B		23	PIG1204-0-E		18
CMP1500-0-E		13	KYN187-C-A	7TCA017300R0403	23	PIG1806-0-B	7TCA017200R0060	18
CMP187-0-A	7TCA017300R0074	13	KYN187-C-B		23	PIG1806-0-D	7TCA017200R0061	19
CMP187-0-BG	7TCA017300R0076	13	KYN250-C-A	7TCA017300R0405	23	PIG1806-0-E		18
CMP187-0-E		13	KYN250-C-B		23	PIG2408-0-B	7TCA017200R0072	18
CMP2000-0-BG	7TCA017300R0096	13	KYN375-C-A	7TCA017300R0407	23	PIG2408-0-D	7TCA017200R0073	19
CMP2000-0-E		13	KYN375-C-B		23	PIG2408-0-E		18
CMP250-0-A	7TCA017300R0099	13	KYN46-C-A	7TCA017300R0409	23	PIG4013-0-B	7TCA017200R0084	18
CMP250-0-BG	7TCA017300R0101	13	KYN46-C-B		23	PIG4013-0-E	7TCA017300R0497	18
CMP250-0-E		13	KYN500-C-A	7TCA017300R0412	23	PKG0301-0-B	7TCA017300R0503	20, 21
CMP375-0-A	7TCA017300R0123	13	KYN500-C-B		23	PKG0301-0-C	7TCA017300R0504	20, 21
CMP375-0-BG	7TCA017300R0125	13	KYN63-C-A	7TCA017300R0414	23	PKG0301-0-D	7TCA017300R0505	22
CMP375-0-E		13	KYN63-C-B		23	PKG0602-0-B	7TCA017300R0508	20, 21
CMP46-0-A	7TCA017300R0145	13	KYN750-C-A	7TCA017300R0416	23	PKG0602-0-C	7TCA017300R0509	20, 21
CMP46-0-BG	7TCA017300R0146	13	KYN750-C-B		23	PKG0602-0-D	7TCA017300R0510	22
CMP46-0-E		13	KYN93-C-A	7TCA017300R0418	23	PKG0903-0-B	7TCA017300R0512	20, 21
CMP500-0-A	7TCA017310R0002	13	KYN93-C-B		23	PKG0903-0-C	7TCA017300R0513	20, 21
CMP500-0-BG	7TCA017300R0158	13	MLP1000-0-A	7TCA017310R0292	15	PKG0903-0-D	7TCA017300R0514	22
CMP500-0-E		13	MLP1000-0-BG	7TCA017300R0420	15	PKG1204-0-B	7TCA017300R0517	20, 21
CMP63-0-A	7TCA017310R0003	13	MLP1000-0-E	7TCA017300R0899	15	PKG1204-0-C	7TCA017300R0518	20, 21
CMP63-0-BG	7TCA017300R0180	13	MLP125-0-A	7TCA017310R0294	15	PKG1204-0-D	7TCA017300R0519	22
CMP63-0-E		13	MLP125-0-BG	7TCA017300R0423	15	PKG1806-0-B	7TCA017300R0523	20, 21
CMP750-0-A	7TCA017310R0004	13	MLP125-0-E		15	PKG1806-0-C	7TCA017300R0524	20, 21
CMP750-0-BG	7TCA017300R0198	13	MLP187-0-A	7TCA017310R0299	15	PKG1806-0-D	7TCA017300R0525	22
CMP750-0-E		13	MLP187-0-BG	7TCA017300R0433	15	PKG2408-0-B	7TCA017300R0529	20, 21
CMP93-0-A	7TCA017300R0219	13	MLP187-0-E		15	PKG2408-0-C	7TCA017300R0530	20, 21
CMP93-0-BG	7TCA017300R0221	13	MLP250-0-A	7TCA017310R0302	15	PKG2408-0-D	7TCA017300R0531	22
CMP93-0-E		13	MLP250-0-BG	7TCA017300R0444	15	PKG4013-0-B	7TCA017300R0534	20, 21
GR121	7TCA131140R0020	31	MLP250-0-E		15	PKG4013-0-C	7TCA017300R0535	20, 21
GR321	7TCA131140R0021	31	MLP375-0-A	7TCA017310R0307	15	PLG1000-0-18R	7TCA017300R0539	10
GYS1000-E-A	7TCA017300R0259	16	MLP375-0-BG	7TCA017300R0453	15	PLG1000-0-A	7TCA017300R0540	9
GYS1000-E-D	7TCA017300R0260	17	MLP375-0-E		15	PLG1000-0-B	7TCA017300R0541	9
GYS1000-E-E	7TCA017300R0261	16	MLP46-0-A	7TCA017300R0460	15	PLG1000-0-E	7TCA017300R0542	9
GYS125-E-A	7TCA017300R0262	16	MLP46-0-BG	7TCA017300R0461	15	PLG125-0-10R	7TCA017300R0564	10
GYS125-E-D	7TCA017300R0263	17	MLP46-0-E		15	PLG125-0-A	7TCA017300R0565	9
GYS125-E-E	7TCA017300R0264	16	MLP500-0-A	7TCA017310R0311	15	PLG125-0-E	7TCA017300R0567	9
GYS187-E-A	7TCA017300R0266	16	MLP500-0-BG	7TCA017300R0464	15	PPLG125-4-10R	7TCA017300R0570	10
GYS187-E-D	7TCA017300R0268	17	MLP500-0-E		15	PLG125-9-10R	7TCA017300R0575	10
GYS187-E-E	7TCA017300R0269	16	MLP63-0-A	7TCA017310R0314	15	PLG125-C-10R	7TCA017300R0578	10
GYS250-E-A	7TCA017300R0271	16	MLP63-0-BG	7TCA017300R0468	15	PLG1250-0-A	7TCA017300R0582	9
GYS250-E-D	7TCA017300R0272	17	MLP63-0-E		15	PLG1250-0-B	7TCA017300R0583	9
GYS250-E-E	7TCA017300R0273	16	MLP750-0-A	7TCA017310R0316	15	PLG1250-0-E	7TCA017300R0584	9
GYS375-E-A	7TCA017300R0274	16	MLP750-0-BG	7TCA017300R0475	15	PLG1500-0-A	7TCA017300R0591	9
GYS375-E-D	7TCA017300R0275	17	MLP750-0-E		15	PLG1500-0-B	7TCA017300R0592	9
GYS375-E-E	7TCA017300R0276	16	MLP93-0-A	7TCA017310R0320	15	PLG1500-0-E	7TCA017300R0593	9
GYS500-E-A	7TCA017300R0277	16	MLP93-0-BG	7TCA017300R0482	15	PLG187-0-10R	7TCA017300R0612	10
GYS500-E-D	7TCA017300R0278	17	MLP93-0-E		15	PLG187-0-A	7TCA017300R0613	9
GYS500-E-E	7TCA017300R0279	16	PIG0150-0-B	7TCA017200R0001	18	PLG187-0-B*	7TCA017300R0614	9
GYS750-E-A	7TCA017300R0280	16	PIG0150-0-D	7TCA017200R0002	19	PLG187-0-E	7TCA017300R0615	9
GYS750-E-D	7TCA017300R0281	17	PIG0150-0-E		18	PLG187-4-5R	7TCA017300R0619	10
GYS750-E-E	7TCA017300R0282	16	PIG0301-0-B	7TCA017200R0008	18	PLG187-6-5R	7TCA017300R0623	10
HSB1000	7TCA017300R0307	7	PIG0301-0-D	7TCA017200R0009	19	PLG187-C-5R	7TCA017300R0630	10
HSB125	7TCA017300R0316	7	PIG0301-0-E		18	PLG2000-0-A	7TCA017300R0633	9
HSB187	7TCA017300R0325	7	PIG0451-0-B	7TCA017200R0015	18	PLG2000-0-B	7TCA017300R0634	9
HSB250	7TCA017300R0334	7	PIG0451-0-D	7TCA017200R0016	19	PLG2000-0-E	7TCA017300R0635	9
HSB375	7TCA017300R0343	7	PIG0451-0-E		18	PLG250-0-10R	7TCA017300R0652	10
HSB46	7TCA017300R0352	7	PIG0602-0-B	7TCA017200R0025	18	PLG250-0-A	7TCA017300R0653	9
HSB500	7TCA017300R0358	7	PIG0602-0-D	7TCA017200R0026	19	PLG250-0-B	7TCA017300R0654	9

# Index

Produkt Ref.	GID Ref.	Page	Produkt Ref.	GID Ref.	Page
PLG250-0-E	7TCA017300R0655	9	TEB4-125/45	7TCA017450R0012	28
PLG250-4-5R	7TCA017300R0661	10	TEB4-38/15	7TCA017450R0014	28
PLG250-6-10R	7TCA017300R0665	10	TEB4-55/20	7TCA017450R0015	28
PLG250-9-5R	7TCA017300R0670	10	TEB4-72/25	7TCA017450R0016	28
PLG3000-0-A	7TCA017300R0676	9	TEC102/60	7TCA017420R0016	29
PLG3000-0-B	7TCA017300R0677	9	TEC124/60	7TCA017420R0017	29
PLG375-0-10R	7TCA017300R0692	10	TEC15/4.5	7TCA017420R0019	29
PLG375-0-A	7TCA017300R0693	9	TEC25/9	7TCA017420R0021	29
PLG375-0-B	7TCA017300R0694	9	TEC36/15	7TCA017420R0023	29
PLG375-0-E	7TCA017300R0695	9	TEC63/24	7TCA017420R0026	29
PLG375-6-10R	7TCA017300R0703	10	TEC80/40	7TCA017420R0028	29
PLG4000-0-A	7TCA017300R0714	9	VIT1000-0-B		24
PLG4000-0-B	7TCA017300R0715	9	VIT1000-0-C	7TCA017300R0859	24
PLG46-0-A	7TCA017300R0727	9	VIT125-0-B		24
PLG46-0-E	7TCA017300R0729	9	VIT125-0-C	7TCA017300R0860	24
PLG500-0-18R	7TCA017300R0738	10	VIT1500-0-B		24
PLG500-0-A	7TCA017300R0739	9	VIT1500-0-C	7TCA017300R0861	24
PLG500-0-B	7TCA017300R0740	9	VIT187-0-B		24
PLG500-0-E	7TCA017300R0741	9	VIT187-0-C	7TCA017300R0862	24
PLG500-2-10R	7TCA017300R0743	10	VIT250-0-B		24
PLG63-0-5R	7TCA017300R0760	10	VIT250-0-C	7TCA017300R0864	24
PLG63-0-A	7TCA017300R0761	9	VIT375-0-B		24
PLG63-0-E	7TCA017300R0763	9	VIT375-0-C	7TCA017300R0865	24
PLG63-C-5R	7TCA017300R0775	10	VIT500-0-B		24
PLG750-0-18R	7TCA017300R0779	10	VIT500-0-C	7TCA017300R0866	24
PLG750-0-A	7TCA017300R0780	9	VIT750-0-B		24
PLG750-0-B	7TCA017300R0781	9	VIT750-0-C	7TCA017300R0867	24
PLG750-0-E	7TCA017300R0782	9	VMS1	7TCA017990R0024	27
PLG750-6-10R	7TCA017300R0790	10	VMS2	7TCA017990R0025	27
PLG93-0-5R	7TCA017300R0802	10	VMS3	7TCA017990R0026	27
PLG93-0-A	7TCA017300R0803	9	VMS6	7TCA017990R0027	27
PLG93-0-E	7TCA017300R0805	9	VMS7	7TCA017990R0028	27
PLG93-C-5R	7TCA017300R0815	10	VMS8	7TCA017990R0029	27
TBM0400	7TCA017320R0035	25	VMS9	7TCA017990R0030	27
TBM0750	7TCA017410R0007	25	WT992GR	7TCA131140R0030	31
TBM0950	7TCA017410R0008	25	WT993GR	7TCA131140R0031	31
TBM1100	7TCA017410R0009	25	WT994GR	7TCA131140R0032	31
TBM1500	7TCA017410R0012	25	WT995GR	7TCA131140R0033	31
TBM2050	7TCA017410R0014	25	WT996GR	7TCA131140R0034	31
TBM2750	7TCA017410R0015	25	WT999GR	7TCA131140R0035	31
TBM3500	7TCA017410R0016	25			
TBM4700	7TCA017410R0017	25			
TBM6700	7TCA017410R0019	25			
TBM9000	7TCA017410R0020	25			
TBTA-ZH-19	7TCA017990R0020	30			
TBTA-ZH-25	7TCA017990R0021	30			
TBTA-ZH-38	7TCA017990R0022	30			
TBTA-ZH-51	7TCA017990R0023	30			
TBW0350	7TCA017400R0000	26			
TBW0500	7TCA017410R0022	26			
TBW0750	7TCA017410R0023	26			
TBW1100	7TCA017400R0001	26			
TBW1500	7TCA017400R0002	26			
TBW2000	7TCA017400R0003	26			
TBW2700	7TCA017400R0004	26			
TBW3500	7TCA017440R0001	26			
TBW4700	7TCA017400R0005	26			
TEB2-33/14	7TCA017450R0004	28			
TEB2-50/21	7TCA017450R0003	28			
TEB3-110/48	7TCA017450R0006	28			
TEB3-38/11	7TCA017450R0008	28			
TEB3-60/24	7TCA017450R0009	28			
TEB3-80/36	7TCA017450R0010	28			
TEB4-100/35	7TCA017450R0011	28			



# Contact

**ABB Ltd**

Electrification Products  
Tower Court  
Foleshill Enterprise Park  
Courtaulds Way  
Coventry CV6 5NX  
United Kingdom  
Tel: +44 (0) 333 999 9900  
Fax: +44 (0) 333 999 9901

**[www.abb.com/uk](http://www.abb.com/uk)**

**Note**

We reserve the right to make technical changes or modify the contents of this document without prior notice. With regard to purchase orders and/or contracts, the agreed particulars shall prevail.

ABB does not accept any responsibility whatsoever for potential errors or possible lack of information in this document. We reserve all rights in this document and in the subject matter and illustrations contained therein. Any reproduction, disclosure to third parties or utilization of its contents – in whole or in parts – is forbidden without prior written consent of ABB.

Copyright 2016 ABB - All rights reserved