

M85049/48-3

Low Profile Rectangular Backshells for Individual Wires

M85049/48-3-3 F

Basic Part No. _____

Dash No. _____

Finish _____

F = Yellow Chromate over Cadmium

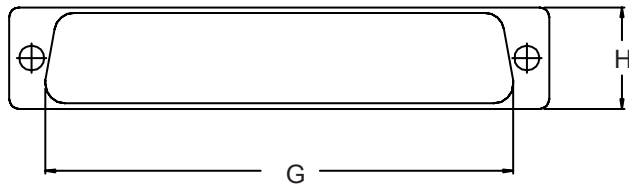
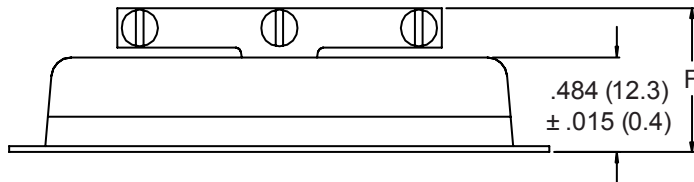
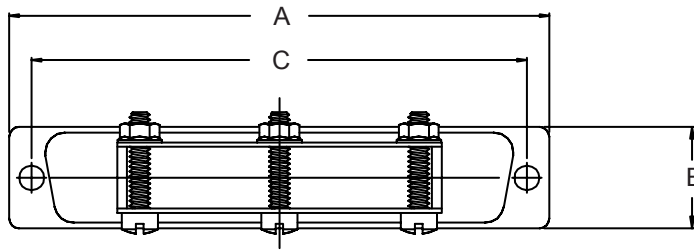


TABLE I: CONNECTOR INTERFACE & BACKSHELL DIMENSIONS

Dash No.	# of Screws	A		B		C		F	G		H
		± .015 (0.4)	(0.4)	± .015 (0.4)	(0.4)	± .005 (.1)	(.1)	Max	± .015 (0.4)	(0.4)	± .015 (0.4)
2	2	1.531 (38.9)		.500 (12.7)		1.312 (33.3)		.679 (17.2)	1.091 (27.7)		.442 (11.2)
3	2	2.078 (52.8)		.500 (12.7)		1.852 (47.0)		.679 (17.2)	1.631 (41.4)		.442 (11.2)
4	3	2.718 (69.0)		.500 (12.7)		2.500 (63.5)		.679 (17.2)	2.282 (58.0)		.442 (11.2)
5	3	2.625 (66.7)		.609 (15.5)		2.406 (61.1)		.703 (17.9)	2.205 (56.0)		.565 (14.4)

1. For complete dimensions see applicable Military Specification.
2. Metric dimensions (mm) are indicated in parentheses.
3. Material: Steel.